



ONE Minute Brief

8 JUNE 2021

 Economic and Political News

South Africa's (SA) net gold & forex reserves advance to USD52.24bn in May, compared to a level of USD51.50bn in April.



SA's gross gold & forex reserves climb to USD54.14bn in May, compared to a level of USD53.69bn in April.



Health Minister Zweli Mkhize to provide full account of ZAR150mn tender.

To Read More [Click Here](#)



Municipal sector wage talks 'nearing collapse', says Samwu.

To Read More [Click Here](#)



President Cyril Ramaphosa seeks support for waiver on Covid-19 vaccines.

To Read More [Click Here](#)



 South Africa Market ▼

South African markets closed in the red yesterday, weighed down by losses in resources and industrial sector stocks.

To Read More [Click Here](#)

JSE All Share (ZAR)		JSE Top 40 (ZAR)		JSE Africa Fin. (ZAR)	
▼ 67,575.42		▼ 61,387.75		▲ 13,486.15	
1 Day Chg	1 D % Chg	1 Day Chg	1 D % Chg	1 Day Chg	1 D % Chg
-249.60	-0.37	-229.05	-0.37	21.58	0.16
WTD % Chg.	MTD % Chg.	WTD % Chg.	MTD % Chg.	WTD % Chg.	MTD % Chg.
-0.37	-0.57	-0.37	-0.64	0.16	0.23
Prev. Month % Chg	YTD % Chg.	Prev. Month % Chg	YTD % Chg.	Prev. Month % Chg	YTD % Chg.
1.53	13.75	1.12	12.89	9.04	11.82

 US Market ▼

US markets closed mostly weaker yesterday, as G7 nations agreed to support a global minimum corporate tax rate of at least 15%.

S&P 500 futures 

To Read More [Click Here](#)

S&P 500 (USD)		Nasdaq Composite (USD)		DJIA (USD)	
▼ 4,226.52		▲ 13,881.72		▼ 34,630.24	
1 Day Chg	1 D % Chg	1 Day Chg	1 D % Chg	1 Day Chg	1 D % Chg
-3.37	-0.08	67.23	0.49	-126.15	-0.36
WTD % Chg.	MTD % Chg.	WTD % Chg.	MTD % Chg.	WTD % Chg.	MTD % Chg.
-0.08	0.53	0.49	0.97	-0.36	0.29
Prev. Month % Chg	YTD % Chg.	Prev. Month % Chg	YTD % Chg.	Prev. Month % Chg	YTD % Chg.
0.55	12.53	-1.53	7.71	1.93	13.15

JSE All Share

S&P 500

 Top Gainers

Tsogo Sun Hotels Ltd	6.0%	-4.2%
Steinhoff International Holdings NV	6.0%	-4.1%
Life Healthcare Group Holdings Ltd	3.2%	-4.0%
MAS Real Estate Inc	3.1%	-3.7%
Arrowhead Properties	3.1%	-3.3%

Top Losers 

Long4Life Ltd		
Mr Price Group Ltd		
Oceana Group Ltd		
DataTec Ltd		
Famous Brands Ltd		

 Top Gainers

Biogen Inc	38.3%	-8.0%
Eli Lilly & Co	10.2%	-4.8%
Penn National Gaming Inc	4.6%	-4.0%
Cardinal Health Inc	4.1%	-3.3%
Vornado Realty Trust	3.3%	-3.1%

Top Losers 

Organon & Co		
United Rentals Inc		
Progressive Corp		
Fisery Inc		
LyondellBasell Industries NV		

 UK Market ▲

UK markets finished higher yesterday, boosted by gains in banking and home building sector stocks.

FTSE 100 futures 

To Read More [Click Here](#)

FTSE 100 (GBP)		DAX 30 (EUR)		CAC 40 (EUR)	
▲ 7,077.22		▼ 15,677.15		▲ 6,543.56	
1 Day Chg	1 D % Chg	1 Day Chg	1 D % Chg	1 Day Chg	1 D % Chg
8.18	0.12	-15.75	-0.10	27.90	0.43
WTD % Chg.	MTD % Chg.	WTD % Chg.	MTD % Chg.	WTD % Chg.	MTD % Chg.
0.12	0.78	-0.10	1.66	0.43	1.50
Prev. Month % Chg	YTD % Chg.	Prev. Month % Chg	YTD % Chg.	Prev. Month % Chg	YTD % Chg.
0.76	9.55	1.88	14.28	2.83	17.87

 Asia Market ▼

Asian markets are trading lower this morning. The Nikkei 225 Index is trading 0.2% lower at 28,967.25.

*As at 6:00 SAST

Nikkei 225* (JPY)		Shanghai Composite* (CNY)		Hang Seng* (HKD)	
▼ 28,967.25		▼ 3,581.25		▼ 28,685.67	
1 Day Chg	1 D % Chg	1 Day Chg	1 D % Chg	1 Day Chg	1 D % Chg
-51.99	-0.18	-18.29	-0.51	-101.61	-0.35
WTD % Chg.	MTD % Chg.	WTD % Chg.	MTD % Chg.	WTD % Chg.	MTD % Chg.
0.27	0.55	0.21	-0.44	-0.45	-1.25
Prev. Month % Chg	YTD % Chg.	Prev. Month % Chg	YTD % Chg.	Prev. Month % Chg	YTD % Chg.
0.16	5.74	4.89	3.64	1.49	5.71

FTSE 100

 Top Gainers

BT Group Plc	3.7%	-2.8%
International Consolidated Airlines Group	2.8%	-2.7%
Persimmon Plc	2.7%	-2.6%
Rolls-Royce Holdings Plc	2.6%	-2.0%
Informa Plc	2.3%	-1.8%

 Top Losers

Antofagasta Plc		
Anglo American Plc		
B&M European Value Retail SA		
Polymetal International Plc		
Glencore Plc		

Nikkei 225





 Top Gainers

Daiichi Sankyo Co Ltd	4.6%	-3.7%
Kawasaki Kisen Kaisha Ltd	4.5%	-3.2%
Trend Micro Inc	4.2%	-2.7%
Sumitomo Dainippon Pharma Co Ltd	3.0%	-2.4%
Kansai Electric Power Co Inc	2.9%	-2.4%

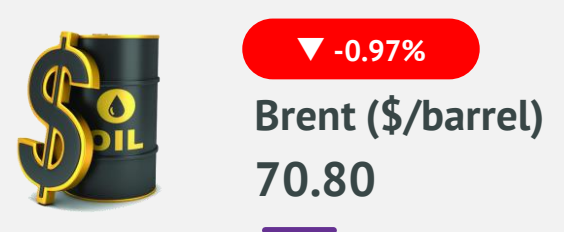
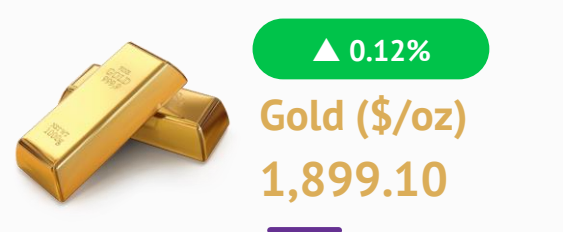
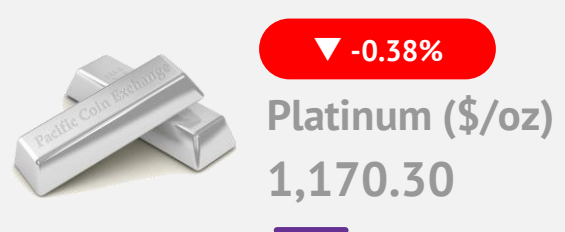
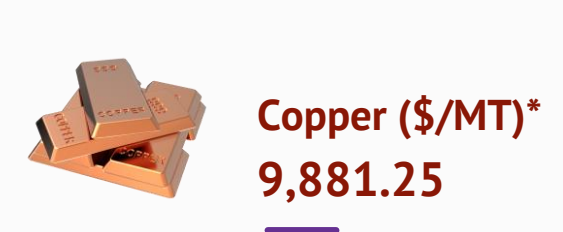
 Top Losers

Sumitomo Metal Mining Co Ltd		
Daikin Industries Ltd		
Ebara Corp		
Oji Holdings Corp		
JGC Corp		

 Currencies

 <p>USD/ZAR 13.5352</p> <p>At 06:00 SAST, the US Dollar advanced 0.20% against the South African Rand. The US Dollar rose against the South African Rand yesterday.</p>	 <p>GBP/ZAR 19.1679</p> <p>At 06:00 SAST, the British Pound is trading 0.09% higher against the South African Rand. The British Pound climbed against the South African Rand yesterday.</p>	 <p>EUR/ZAR 16.4832</p> <p>At 06:00 SAST, the Euro rose 0.16% against the South African Rand. The Euro strengthened against the South African Rand yesterday.</p>	 <p>AUD/ZAR 10.4842</p> <p>At 06:00 SAST, the Australian Dollar is trading 0.09% lower against the South African Rand. The Australian Dollar gained against the South African Rand yesterday.</p>
---	---	--	--

 Commodities

 <p>Brent (\$/barrel) 70.80 -0.97%</p> <p>At 06:00 SAST, Brent crude oil declined. Yesterday, Brent crude oil dropped, amid profit booking.</p> <p>To Read More Click Here</p>	 <p>Gold (\$/oz) 1,899.10 +0.12%</p> <p>At 06:00 SAST, gold prices edged higher. Yesterday, gold prices rose, ahead of US inflation data.</p> <p>To Read More Click Here</p>	 <p>Platinum (\$/oz) 1,170.30 -0.38%</p> <p>At 06:00 SAST, platinum prices declined. Yesterday, platinum prices advanced.</p>	 <p>Copper (\$/MT)* 9,881.25</p> <p>Yesterday, copper prices have fallen. * As of previous close</p>
---	---	---	--

Major South African Corporate News

Anglo American Plc

Announced the completion of the demerger of its thermal coal operations in SA.

To Read More

[Click Here](#)

FirstRand Limited

HEPS, EPS and normalised EPS would exceed by more than 35% in the year to end 30 June 2021.

To Read More

[Click Here](#)

Major Global Economic News



US

Consumer credit advanced less than expected in April.



Eurozone

Eurozone's Sentix investor confidence index advanced in June.

Germany's factory orders unexpectedly fell in April.



Asia

Australia's NAB business confidence index dropped in May.

Japan's gross domestic product (GDP) dropped in 1Q21.

Japan's (BOP basis) trade surplus narrowed in April.

Japan's current account surplus narrowed in April.















UK

The BRC like-for-like retail sales climbed in May.

The Halifax house price inflation rose to a 7-year high in May.

 Economic Calendar

Country	SAST	Economic Indicator	Relevance	Consensus/*Actuals	Previous	Frequency
 UK	01:01	BRC Sales Like-For-Like (YoY) (May)	★	18.50%*	39.60%	Monthly
 Japan	01:50	Gross Domestic Product s.a. (QoQ) (Q1) (F)	★★	-1.00%*	2.80%	Quarterly
 Japan	01:50	Trade Balance - BOP Basis (Apr)	★★★	JPY289.50bn	JPY983.10bn	Monthly
 Germany	08:00	Industrial Production s.a. (MoM) (Apr)	★★★	0.70%	2.50%	Monthly
 France	08:45	Trade Balance (Apr)	★★★	-	-EUR6.07bn	Monthly
 Italy	10:00	Retail Sales s.a. (MoM) (Apr)	★★★	-	-0.10%	Monthly
 Eurozone	11:00	Gross Domestic Product s.a. (QoQ) (Q1) (F)	★★★	-0.60%	-0.70%	Quarterly
 Eurozone	11:00	ZEW Survey - Economic Sentiment (Jun)	★★	-	84.00	Monthly
 Germany	11:00	ZEW Survey - Current Situation (Jun)	★★	-28.00	-40.10	Monthly
 Germany	11:00	ZEW Survey - Economic Sentiment (Jun)	★★★	85.30	84.40	Monthly
 South Africa	11:30	Gross Domestic Product (QoQ) (Q1)	★★	2.60%	6.30%	Quarterly
 US	14:30	Trade Balance (Apr)	★★★	USD69.00bn	-USD74.40bn	Monthly

Note: ★★★ High ★★ Medium ★ Low

 Technical snapshot

JSE All Share



67,575.42

R1

68,842.62

R2

70,109.83

S1

66,743.64

S2

65,911.87

S&P 500



4,226.52

R1

4,251.12

R2

4,275.71

S1

4,184.93

S2

4,143.33

USD ZAR



13.5080

R1

13.747

R2

13.986

S1

13.3406

S2

13.1732

XAU USD



\$1,896.80/oz

R1

\$1,924/oz

R2

\$1,951.20/oz

S1

\$1,861.80/oz

S2

\$1,826.80/oz

Disclaimer

This report and its contents are confidential, privileged and only for the information of the intended recipient. GTC (Pty) Ltd make no representations or warranties in respect of this report or its content and will not be liable for any loss or damage of any nature arising from this report, the content thereof, your reliance thereon its unauthorised use or any electronic viruses associated therewith. Please note that content does not necessarily represent or reflect the views and opinions of GTC (Pty) Ltd. This report is proprietary to GTC (Pty) Ltd and you may not copy or distribute the report without the prior written consent of the authors. Any feedback or contributions are most welcome.

formerly Grant Thornton Capital

<p>a GTC, The Wanderers Office Park, 52 Corlett Drive, Illovo, 2196</p>	<p>t +27 (0) 10 597 6800</p>	<p>GTC (Pty) Ltd.</p>	<p>An Authorised Financial</p>
<p>p P O Box 55118, Illovo, 2116</p>	<p>f +27 (0) 10 597 6801</p>	<p>reg. no. 1996/001488/07</p>	<p>Services Provider</p>
<p>GTC is nationally represented in Johannesburg, Cape Town and Durban.</p>	<p>w www.gtc.co.za</p>	<p>directors: G.K. Mockler, F.Dildar</p>	<p>FSP no. 731</p>

GTC Group of products and services include: Employee Benefits Consulting • Employee Benefits Administration • Private Client Wealth Management • Healthcare Consulting • Short-Term Risk Solutions • Stockbroking • Derivatives Trading • Unit Trust Management • Asset Management • Fiduciary Services