



ONE **Brief** Minute

14 JUNE 2021



 Economic and Political News

South Africa (SA) to dispose 2mn contaminated J&J Covid-19 vaccines.

To Read More [Click Here](#)



SA agrees to sell 51% stake in South African Airways to private company, Takatso Consortium.

To Read More [Click Here](#)



SA officially enters third Covid-19 wave.

To Read More [Click Here](#)



US President Joe Biden agrees to provide Pfizer vaccine donations to SA.

To Read More [Click Here](#)



SA signs plan to support ZAR600bn (USD44bn) steel industry.

To Read More [Click Here](#)



 South Africa Market 

South African markets closed in the green on Friday, boosted by gains in mining sector stocks.

To Read More [Click Here](#)

JSE All Share (ZAR)		JSE Top 40 (ZAR)		JSE Africa Fin. (ZAR)	
▲ 67,723.91		▲ 61,444.66		▼ 13,638.46	
1 Day Chg	1 D % Chg	1 Day Chg	1 D % Chg	1 Day Chg	1 D % Chg
181.07	0.27	153.63	0.25	-120.97	-0.88
WTD % Chg.	MTD % Chg.	WTD % Chg.	MTD % Chg.	WTD % Chg.	MTD % Chg.
NA	-0.35	NA	-0.55	NA	1.36
Prev. Month % Chg	YTD % Chg.	Prev. Month % Chg	YTD % Chg.	Prev. Month % Chg	YTD % Chg.
1.53	14.00	1.12	12.99	9.04	13.09

 US Market 

US markets closed firmer on Friday, buoyed by gains in technology sector stocks and as concerns over rising inflation eased.

S&P 500 futures 

To Read More [Click Here](#)

S&P 500 (USD)		Nasdaq Composite (USD)		DJIA (USD)	
▲ 4,247.44		▲ 14,069.42		▲ 34,479.60	
1 Day Chg	1 D % Chg	1 Day Chg	1 D % Chg	1 Day Chg	1 D % Chg
8.26	0.19	49.09	0.35	13.36	0.04
WTD % Chg.	MTD % Chg.	WTD % Chg.	MTD % Chg.	WTD % Chg.	MTD % Chg.
NA	1.03	NA	2.33	NA	-0.14
Prev. Month % Chg	YTD % Chg.	Prev. Month % Chg	YTD % Chg.	Prev. Month % Chg	YTD % Chg.
0.55	13.08	-1.53	9.16	1.93	12.65

JSE All Share

S&P 500

 Top Gainers

Thungela Resources Ltd	14.2%	-4.9%
Foschini Group Ltd	11.1%	-4.2%
RFG Holdings Ltd	9.9%	-3.8%
Alexander Forbes Group Holdings Ltd	8.6%	-3.8%
Tsogo Sun Hotels Ltd	4.8%	-3.6%

Top Losers 

MultiChoice Group		
Life Healthcare Group Holdings Ltd		
Mr Price Group Ltd		
Clicks Group Ltd		
Motus Holdings Ltd		

 Top Gainers

VF Corp	4.6%	-11.0%
PVH Corp	4.0%	-5.7%
Tapestry Inc	3.7%	-4.4%
Gap Inc	3.2%	-4.1%
Nasdaq Inc	2.7%	-3.0%

Top Losers 

Vertex Pharmaceuticals Inc		
Incyte Corp		
Biogen Inc		
Eli Lilly & Co		
Crown Castle International Corp		

 UK Market ▲

UK markets finished higher on Friday, after data showed that UK's economy expanded in April.

FTSE 100 futures 

To Read More [Click Here](#)

FTSE 100 (GBP)		DAX 30 (EUR)		CAC 40 (EUR)	
▲ 7,134.06		▲ 15,693.27		▲ 6,600.66	
1 Day Chg	1 D % Chg	1 Day Chg	1 D % Chg	1 Day Chg	1 D % Chg
45.88	0.65	122.05	0.78	54.17	0.83
WTD % Chg.	MTD % Chg.	WTD % Chg.	MTD % Chg.	WTD % Chg.	MTD % Chg.
NA	1.59	NA	1.76	NA	2.38
Prev. Month % Chg	YTD % Chg.	Prev. Month % Chg	YTD % Chg.	Prev. Month % Chg	YTD % Chg.
0.76	10.43	1.88	14.39	2.83	18.90

 Asia Market ▲

Asian markets are trading higher this morning. The Nikkei 225 Index is trading 0.6% higher at 29,133.70.

*As at 6:00 SAST; #Values as on 11 June 2021

Nikkei 225* (JPY)		Shanghai Composite# (CNY)		Hang Seng# (HKD)	
▲ 29,133.70		▼ 3,589.75		▲ 28,842.13	
1 Day Chg	1 D % Chg	1 Day Chg	1 D % Chg	1 Day Chg	1 D % Chg
184.97	0.64	-21.11	-0.58	103.25	0.36
WTD % Chg.	MTD % Chg.	WTD % Chg.	MTD % Chg.	WTD % Chg.	MTD % Chg.
NA	0.31	NA	-0.71	NA	-1.06
Prev. Month % Chg	YTD % Chg.	Prev. Month % Chg	YTD % Chg.	Prev. Month % Chg	YTD % Chg.
0.16	5.48	4.89	3.36	1.49	5.92

FTSE 100

 Top Gainers

Thungela Resources Ltd	25.4%	-2.6%
MeLrose Industries Plc	3.0%	-2.0%
Intermediate Capital Group Plc	3.0%	-1.7%
Glencore Plc	2.9%	-1.0%
Smurfit Kappa Group Plc	2.5%	-0.9%

Top Losers 

Informa Plc	-2.6%
Just Eat Takeaway.com NV	-2.0%
BT Group Plc	-1.7%
Imperial Brands Plc	-1.0%
Ashtead Group Plc	-0.9%

Nikkei 225


 Top Gainers


M3 Inc	3.5%	-3.2%
Toyota Tsusho Corp	3.4%	-3.0%
Fujikura Ltd	3.2%	-2.7%
FANUC Corp	2.9%	-2.5%
Seiko Epson Corp	2.9%	-2.5%


Top Losers 


Olympus Corp	-3.2%
JGC Corp	-3.0%
Bandai Namco Holdings Inc	-2.7%
Sumitomo Dainippon Pharma Co Ltd	-2.5%
ITOCHU Corp	-2.5%

 Currencies





USD  **USD/ZAR**


ZAR  **13.7372**




At 06:00 SAST, the US Dollar advanced 0.15% against the South African Rand.
The US Dollar rose against the South African Rand on Friday.





GBP  **GBP/ZAR**


ZAR  **19.3824**




At 06:00 SAST, the British Pound is trading 0.16% higher against the South African Rand.
The British Pound climbed against the South African Rand on Friday.





EUR  **EUR/ZAR**


ZAR  **16.6200**




At 06:00 SAST, the Euro rose 0.10% against the South African Rand.
The Euro strengthened against the South African Rand on Friday.



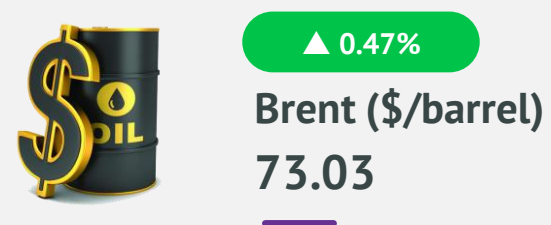
AUD  **AUD/ZAR**


ZAR  **10.5790**



At 06:00 SAST, the Australian Dollar is trading 0.08% firmer against the South African Rand.
The Australian Dollar gained against the South African Rand on Friday.


 Commodities



 **▲ 0.47%**

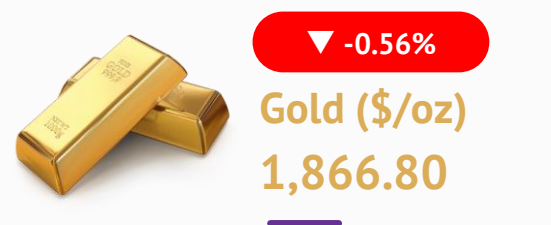
Brent (\$/barrel)


73.03



At 06:00 SAST, Brent crude oil rose.
On Friday, Brent crude oil climbed, amid improved demand outlook. Meanwhile, Baker Hughes reported that US oil rig count rose by 6 to 365 last week.


To Read More [Click Here](#)



 **▼ -0.56%**

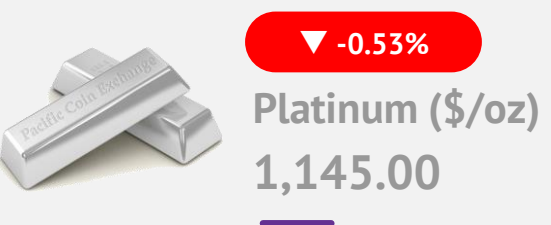
Gold (\$/oz)


1,866.80



At 06:00 SAST, gold prices edged lower.
On Friday, gold prices fell, amid strength in the US Dollar.


To Read More [Click Here](#)



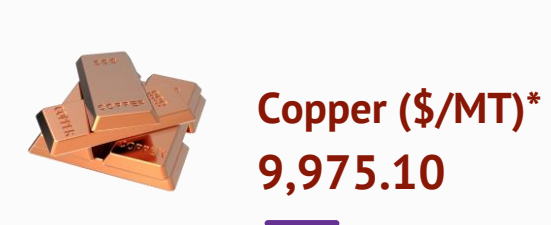
 **▼ -0.53%**


Platinum (\$/oz)

1,145.00




At 06:00 SAST, platinum prices declined.
On Friday, platinum prices advanced.



 **Copper (\$/MT)***

9,975.10



On Friday, copper prices have risen.
* As of previous close

Major South African Corporate News

Omnia Holdings Limited

Expects FY21 EPS to be between 816.00c and 836.00c and HEPS to be in the range of 352.00c to 390.00c.

To Read More

[Click Here](#)

Major Global Economic News



US

The Michigan consumer sentiment index climbed in June.



UK

Gross domestic product (GDP) rose more than expected in April.

The NIESR GDP estimate advanced in May.

Total trade deficit narrowed in April.

Manufacturing production unexpectedly dropped in April.

 Economic Calendar

Country	SAST	Economic Indicator	Relevance	Consensus/*Actuals	Previous	Frequency
 Japan	06:30	Capacity Utilisation (MoM) (Apr)	★	1.10%*	5.60%	Monthly
 Japan	06:30	Industrial Production (MoM) (Apr) (F)	★★★	2.60%*	1.70%	Monthly
 Switzerland	08:30	Producer and Import Prices (YoY) (May)	★	-	1.80%	Monthly
 Switzerland	10:00	Domestic Sight Deposits (CHF) (11-Jun)	★	-	CHF632,175.00mn	Weekly
 Switzerland	10:00	Total Sight Deposits (CHF) (11-Jun)	★	-	CHF710,793.00mn	Weekly
 Eurozone	11:00	Industrial Production s.a. (MoM) (Apr)	★★★	0.20%	0.10%	Monthly
 Eurozone	11:00	Industrial Production w.d.a. (YoY) (Apr)	★★★	36.90%	10.90%	Monthly
 Portugal	12:00	Consumer Price Index (MoM) (May) (F)	★	-	0.42%	Monthly
 Portugal	12:00	Consumer Price Index (YoY) (May) (F)	★	-	0.60%	Monthly
 Portugal	12:00	Harmonized CPI (MoM) (May) (F)	★★	-	0.50%	Monthly
 Portugal	12:00	Harmonized CPI (YoY) (Jun) (F)	★	-	-0.10%	Monthly
 Canada	14:30	Manufacturing Sales (MoM) (Apr)	★★	-	3.50%	Monthly

Note: ★★★ High ★★ Medium ★ Low

 40 best performers on the All Share Index

Company Name	Last Close	1Week % Change	MTD % Change	YTD % Change
ArcelorMittal South Africa Ltd	520	5.05	-0.57	420.00
Texton Property Fund Ltd	320	20.30	23.08	122.22
PPC Ltd	299	-5.38	-10.75	116.67
Steinhoff International Holdings NV	190	3.26	1.60	82.69
Distell Group Holdings Ltd	17221	1.26	1.49	81.20
MTN Group Ltd	10815	4.12	8.76	79.68
Tsogo Sun Holdings Ltd	901	2.39	15.51	76.67
Sasol Ltd	23236	-0.17	3.77	73.49
Mpact Ltd	2375	5.56	3.98	71.48
Motus Holdings Ltd	9384	-1.11	-1.22	70.76
Truworths International Ltd	5796	0.54	5.48	65.10
Stadio Holdings Ltd	320	4.58	5.96	64.10
Hammerson PLC	843	7.80	10.92	63.03
City Lodge Hotels Ltd	406	2.01	-1.93	62.40
Massmart Holdings Ltd	6765	1.27	3.90	60.99
Royal Bafokeng Platinum Ltd	10000	-2.15	-1.82	60.97
Sun International Ltd/South Africa	1987	4.85	6.43	60.50
Advtech Ltd	1487	1.78	6.21	58.86
Reunert Ltd	5427	4.63	2.55	57.28
RMB Holdings Ltd	130	-3.70	-7.14	56.34
Investec PLC	5876	-1.54	-1.98	56.07

Company Name	Last Close	1Week % Change	MTD % Change	YTD % Change
Telkom SA SOC Ltd	4779	-0.13	0.50	55.62
Lewis Group Ltd	3280	-2.41	-4.40	55.37
Investec Ltd	5644	-1.21	-1.71	54.04
Emira Property Fund Ltd	960	3.34	-0.93	53.54
Transaction Capital Ltd	3763	1.70	3.61	51.98
Foschini Group Ltd/The	15390	12.63	16.15	50.43
Dis-Chem Pharmacies Ltd	3125	2.42	3.60	50.25
Raubex Group Ltd	3200	1.56	-2.68	50.17
Attacq Ltd	735	5.76	5.76	47.89
Pepkor Holdings Ltd	2009	-1.66	0.20	47.40
Hudaco Industries Ltd	11455	0.93	0.36	47.28
Life Healthcare Group Holdings Ltd	2468	6.15	13.73	46.73
Vukile Property Fund Ltd	1171	15.71	16.52	46.38
Invicta Holdings Ltd	2508	2.37	2.37	45.39
MAS Real Estate Inc	1800	9.16	9.56	41.18
KAP Industrial Holdings Ltd	445	-0.22	-3.26	40.82
Woolworths Holdings Ltd/South Africa	5554	0.27	-0.38	40.47
Long4Life Ltd	460	-3.16	-1.08	39.82
SA Corporate Real Estate Ltd	221	0.91	2.31	39.37
JSE All Share Index	67724.0	-0.15	-0.35	14.00

Disclaimer

This report and its contents are confidential, privileged and only for the information of the intended recipient. GTC (Pty) Ltd make no representations or warranties in respect of this report or its content and will not be liable for any loss or damage of any nature arising from this report, the content thereof, your reliance thereon its unauthorised use or any electronic viruses associated therewith. Please note that content does not necessarily represent or reflect the views and opinions of GTC (Pty) Ltd. This report is proprietary to GTC (Pty) Ltd and you may not copy or distribute the report without the prior written consent of the authors. Any feedback or contributions are most welcome.

formerly Grant Thornton Capital

<p>a GTC, The Wanderers Office Park, 52 Corlett Drive, Illovo, 2196</p>	<p>t +27 (0) 10 597 6800</p>	<p>GTC (Pty) Ltd.</p>	<p>An Authorised Financial</p>
<p>p P O Box 55118, Illovo, 2116</p>	<p>f +27 (0) 10 597 6801</p>	<p>reg. no. 1996/001488/07</p>	<p>Services Provider</p>
<p>GTC is nationally represented in Johannesburg, Cape Town and Durban.</p>	<p>w www.gtc.co.za</p>	<p>directors: G.K. Mockler, F.Dildar</p>	<p>FSP no. 731</p>

GTC Group of products and services include: Employee Benefits Consulting • Employee Benefits Administration • Private Client Wealth Management • Healthcare Consulting • Short-Term Risk Solutions • Stockbroking • Derivatives Trading • Unit Trust Management • Asset Management • Fiduciary Services