



# ONE **Brief** Minute

4 JUNE 2021



 Economic and Political News

**Public Protector Busisiwe Mkhwebane to initiate ‘contempt proceedings’ against Health Minister Zweli Mkhize for failure to honour subpoena.**

To Read More [Click Here](#)



**Eskom to implement load-shedding in the City of Ekurhuleni’s licenced supply areas.**

To Read More [Click Here](#)



**SA’s ZAR218bn Karpowership deal faces scrutiny.**

To Read More [Click Here](#)



**SA seeks additional power from private producers.**

To Read More [Click Here](#)



 South Africa Market ▼


South African markets closed in the red yesterday, weighed down by losses in mining and resources sector stocks.

To Read More [Click Here](#)

JSE All Share (ZAR)		JSE Top 40 (ZAR)		JSE Africa Fin. (ZAR)	
▼ 67,791.38		▼ 61,573.32		▼ 13,560.36	
1 Day Chg	1 D % Chg	1 Day Chg	1 D % Chg	1 Day Chg	1 D % Chg
-1,257.66	-1.82	-1,213.35	-1.93	-86.04	-0.63
WTD % Chg.	MTD % Chg.	WTD % Chg.	MTD % Chg.	WTD % Chg.	MTD % Chg.
0.35	-0.25	0.37	-0.34	0.82	0.78
Prev. Month % Chg	YTD % Chg.	Prev. Month % Chg	YTD % Chg.	Prev. Month % Chg	YTD % Chg.
1.53	14.11	1.12	13.23	9.04	12.44

 US Market ▼

US markets closed weaker yesterday, led by losses in technology sector stocks and amid concerns over rising inflation.

S&P 500 futures 

To Read More [Click Here](#)

S&P 500 (USD)		Nasdaq Composite (USD)		DJIA (USD)	
▼ 4,192.85		▼ 13,614.51		▼ 34,577.04	
1 Day Chg	1 D % Chg	1 Day Chg	1 D % Chg	1 Day Chg	1 D % Chg
-15.27	-0.36	-141.82	-1.03	-23.34	-0.07
WTD % Chg.	MTD % Chg.	WTD % Chg.	MTD % Chg.	WTD % Chg.	MTD % Chg.
-0.27	-0.27	-0.98	-0.98	0.14	0.14
Prev. Month % Chg	YTD % Chg.	Prev. Month % Chg	YTD % Chg.	Prev. Month % Chg	YTD % Chg.
0.55	11.63	-1.53	5.63	1.93	12.97

JSE All Share

S&P 500

 Top Gainers

Tsogo Sun Hotels Ltd	4.2%	-6.4%
Tsogo Sun Gaming Ltd	4.0%	-6.4%
Hosken Consolidated Investments Ltd	2.9%	-5.3%
Sun International Ltd	2.5%	-4.9%
Hudaco Industries Ltd	2.1%	-4.7%

Top Losers 

Metair Investments Ltd
Stenprop Ltd
Pan African Resources Plc
Sappi Ltd
DataTec Ltd

 Top Gainers

Ford Motor Co	7.2%	-5.4%
General Motors Co	6.4%	-5.3%
Organon & Co	4.9%	-4.3%
NRG Energy Inc	3.9%	-4.3%
Henry Schein Inc	3.4%	-4.1%

Top Losers 

Etsy Inc
Tesla Inc
Southwest Airlines Co
United Airlines Holdings Inc
Wynn Resorts Ltd

 UK Market ▼

UK markets finished lower yesterday, led by losses in mining sector stocks.

FTSE 100 futures 

To Read More [Click Here](#)

FTSE 100 (GBP)		DAX 30 (EUR)		CAC 40 (EUR)	
▼ 7,064.35		▲ 15,632.67		▼ 6,507.92	
1 Day Chg	1 D % Chg	1 Day Chg	1 D % Chg	1 Day Chg	1 D % Chg
-43.65	-0.61	29.96	0.19	-13.60	-0.21
WTD % Chg.	MTD % Chg.	WTD % Chg.	MTD % Chg.	WTD % Chg.	MTD % Chg.
0.59	0.59	0.73	1.37	0.37	0.94
Prev. Month % Chg	YTD % Chg.	Prev. Month % Chg	YTD % Chg.	Prev. Month % Chg	YTD % Chg.
0.76	9.35	1.88	13.95	2.83	17.23

 Asia Market ▲

Asian markets are trading mostly higher this morning. The Nikkei 225 Index is trading 0.4% lower at 28,949.87.

\*As at 6:00 SAST

Nikkei 225* (JPY)		Shanghai Composite* (CNY)		Hang Seng* (HKD)	
▼ 28,949.87		▲ 3,589.28		▲ 29,009.28	
1 Day Chg	1 D % Chg	1 Day Chg	1 D % Chg	1 Day Chg	1 D % Chg
-108.24	-0.37	5.07	0.14	43.25	0.15
WTD % Chg.	MTD % Chg.	WTD % Chg.	MTD % Chg.	WTD % Chg.	MTD % Chg.
-0.31	0.69	-0.46	-0.86	-0.54	-0.64
Prev. Month % Chg	YTD % Chg.	Prev. Month % Chg	YTD % Chg.	Prev. Month % Chg	YTD % Chg.
0.16	5.88	4.89	3.20	1.49	6.37

FTSE 100

 Top Gainers

Johnson Matthey Plc	2.3%	-5.4%
Standard Life Aberdeen Plc	1.6%	-4.9%
Ferguson Plc	1.5%	-4.1%
Phoenix Group Holdings Plc	1.1%	-3.9%
Pearson Plc	1.0%	-3.6%

Top Losers 

International Consolidated Airlines Group	
Fresnillo Plc	
National Grid Plc	
B&M European Value Retail SA	
Antofagasta Plc	

Nikkei 225


 Top Gainers


Mitsui Chemicals Inc	3.7%	-4.1%
Citizen Watch Co Ltd	3.5%	-2.9%
Mazda Motor Corp	3.2%	-2.6%
Oji Holdings Corp	2.6%	-2.5%
Nikon Corp	2.5%	-2.2%


Top Losers 

M3 Inc	
Sumitomo Metal Mining Co Ltd	
Tokyo Electric Power Co Holdings Inc	
FANUC Corp	
Yamato Holdings Co Ltd	

 Currencies


**USD**  **USD/ZAR**


**ZAR**  **13.6312**




At 06:00 SAST, the US Dollar retreated 0.06% against the South African Rand.  
The US Dollar rose against the South African Rand yesterday, following better than expected US initial jobless claims data.


To Read More [Click Here](#)


**GBP**  **GBP/ZAR**


**ZAR**  **19.2113**




At 06:00 SAST, the British Pound is trading 0.15% weaker against the South African Rand.  
The British Pound climbed against the South African Rand yesterday.


**EUR**  **EUR/ZAR**


**ZAR**  **16.5130**



At 06:00 SAST, the Euro fell 0.17% against the South African Rand.  
The Euro strengthened against the South African Rand yesterday.


**AUD**  **AUD/ZAR**

**ZAR**  **10.4420**




At 06:00 SAST, the Australian Dollar is trading 0.05% lower against the South African Rand.  
The Australian Dollar dropped against the South African Rand yesterday.

 Commodities

 **-0.10%**


**Brent (\$/barrel)**

**71.24**




At 06:00 SAST, Brent crude oil declined.  
Yesterday, Brent crude oil dropped, after data revealed that gasoline inventories grew by 1.5mn bls in the week ended 28 May 2021. However, the US Energy Information Administration (EIA) reported that oil inventories fell by 5.1mn bls last week.

To Read More [Click Here](#)

 **0.06%**


**Gold (\$/oz)**

**1,872.30**




At 06:00 SAST, gold prices edged lower.  
Yesterday, gold prices fell, amid strength in the US Dollar.

To Read More [Click Here](#)

 **-0.67%**

**Platinum (\$/oz)**


**1,154.70**



At 06:00 SAST, platinum prices declined.  
Yesterday, platinum prices dropped.

 **Copper (\$/MT)\***

**9,769.75**



Yesterday, copper prices have fallen.  
\* As of previous close

## Major South African Corporate News

No News

## Major Global Economic News



US

Initial jobless claims dropped for a fifth consecutive week in the week ended 28 May 2021.

Private sector employment rose in May.

The ISM services index advanced to a record high level in May.

The Markit services PMI rose in May.



Eurozone

Eurozone's Markit services PMI advanced in May.

Germany's services PMI rose in May.



Asia

Australia's home loan approvals climbed in April.















UK

The Markit services PMI jumped to a 24-year high level in May.



 Economic Calendar

Country	SAST	Economic Indicator	Relevance	Consensus/*Actuals	Previous	Frequency
 Japan	01:30	Household Spending (YoY) (Apr)	★★	13.00%*	6.20%	Monthly
 Germany	09:30	Markit Construction PMI (May)	★★	-	46.20	Monthly
 UK	10:30	Markit Construction PMI (May)	★	62.30	61.60	Monthly
 Eurozone	11:00	Retail Sales (MoM) (Apr)	★★★	-1.20%	2.70%	Monthly
 US	13:00	Fed's Chair Powell speech	★★★	-	-	As Scheduled
 Canada	14:30	Unemployment Rate (May)	★★	8.20%	8.10%	Monthly
 US	14:30	Average Hourly Earnings All Employees (MoM) (May)	★★	0.20%	0.70%	Monthly
 US	14:30	Change in Non-farm Payrolls (May)	★★★	650.00K	266.00K	Monthly
 US	14:30	Unemployment Rate (May)	★★★	5.90%	6.10%	Monthly
 US	16:00	Durable Goods Orders (Apr) (F)	★★★	-	1.30%	Monthly
 US	16:00	Factory Orders (MoM) (Apr)	★★★	-0.20%	1.10%	Monthly
 US	19:00	Baker Hughes US Oil Rig Count (04-Jun)	★	-	359.00	Weekly

Note: ★★★ High ★★ Medium ★ Low

**Disclaimer**

This report and its contents are confidential, privileged and only for the information of the intended recipient. GTC (Pty) Ltd make no representations or warranties in respect of this report or its content and will not be liable for any loss or damage of any nature arising from this report, the content thereof, your reliance thereon its unauthorised use or any electronic viruses associated therewith. Please note that content does not necessarily represent or reflect the views and opinions of GTC (Pty) Ltd. This report is proprietary to GTC (Pty) Ltd and you may not copy or distribute the report without the prior written consent of the authors. Any feedback or contributions are most welcome.

formerly Grant Thornton Capital

<p><b>a</b> GTC, The Wanderers Office Park, 52 Corlett Drive, Illovo, 2196</p>	<p><b>t</b> +27 (0) 10 597 6800</p>	<p>GTC (Pty) Ltd.</p>	<p>An Authorised Financial</p>
<p><b>p</b> P O Box 55118, Illovo, 2116</p>	<p><b>f</b> +27 (0) 10 597 6801</p>	<p><b>reg. no.</b> 1996/001488/07</p>	<p>Services Provider</p>
<p><b>GTC is nationally represented in Johannesburg, Cape Town and Durban.</b></p>	<p><b>w</b> www.gtc.co.za</p>	<p><b>directors:</b> G.K. Mockler, F.Dildar</p>	<p><b>FSP no.</b> 731</p>

**GTC Group of products and services include:** Employee Benefits Consulting • Employee Benefits Administration • Private Client Wealth Management • Healthcare Consulting • Short-Term Risk Solutions • Stockbroking • Derivatives Trading • Unit Trust Management • Asset Management • Fiduciary Services