

## Investment mandate and objective

This equity based portfolio incorporates core & satellite equity investment managers within a multi-manager solution that aims to outperform the FTSE/JSE Shareholders Weighted Index (SWIX). This combination of investment managers integrates risk management strategies to provide consistent returns with reduced volatility during all market conditions.

## Risk profile of the fund

**High risk**

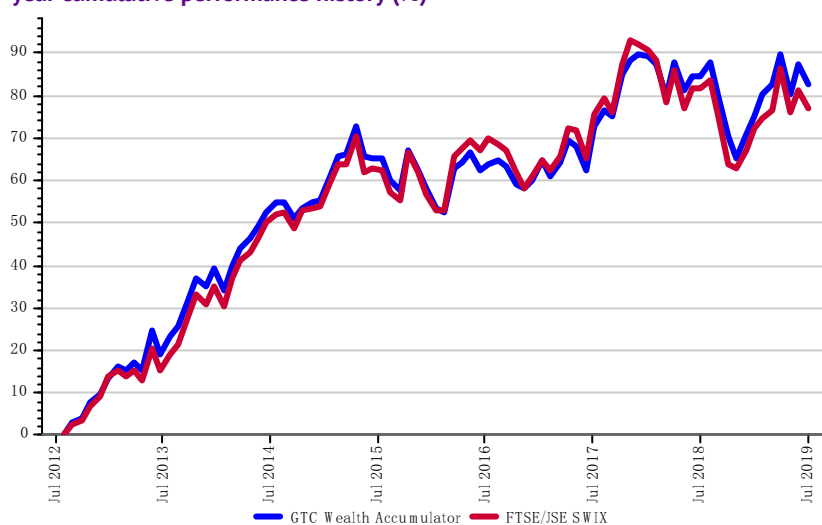
## Investment features:

- Protected equity exposure
- Full equity exposure
- Local exposure only
- Manager allocations based on risk adjusted investment strategy

## Fund facts:

Multi manager:	GTC
Investment managers:	Coronation, Prudential, Tiger Inc.1998, 36One,Prescient and Sanlam.
Target Return:	FTSE/JSE Shareholder Weighted Index

## 7 year cumulative performance history (%)



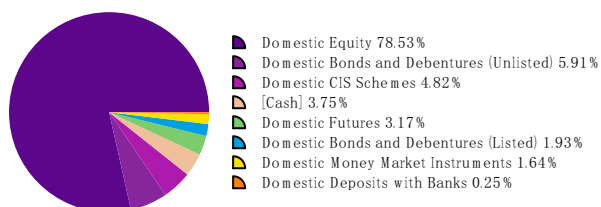
## Performance (%)

	7 Years*	5 Years*	3 Years*	1 Year	6 Months	3 Months
GTC Wealth Accumulator	8.98	3.36	3.63	-1.15	4.16	-3.88
FTSE/JSE SWIX	8.49	3.09	1.32	-2.61	2.67	-5.22

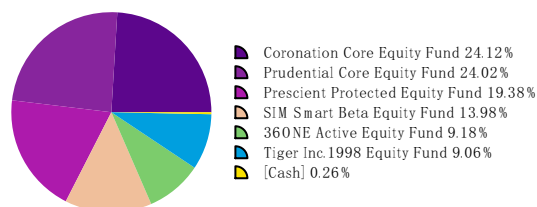
\*Annualised

The stated performance is after fees have been deducted

## Asset class exposure



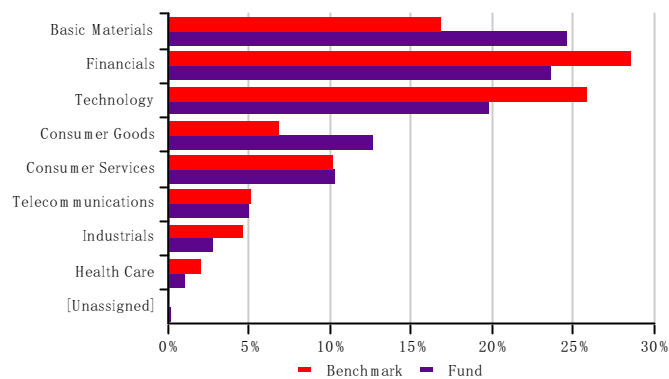
## Investment manager weighting



## Risk statistics (%): 7 years rolling

Tracking error	2.50
Annualized standard deviation	10.19

## Equity sector breakdown



## Top 10 equity holdings (% of fund)

Naspers Limited Class N	14.87
Compagnie Financiere Richemont SA Depository...	4.50
Standard Bank Group Limited	4.16
BHP Group Plc	4.11
Anglo American plc	4.01
British American Tobacco p.Lc.	3.15
MTN Group Limited	3.01
Sasol Limited	2.49
Old Mutual Ltd.	1.98
FirstRand Limited	1.88
<b>Total</b>	<b>44.16</b>