

# GTC Balanced Wealth (GTC FIVE)

28 February 2018



consult • partner • manage

## Investment mandate and objective

The GTC Five fund comprises of both local and international asset classes, with a maximum exposure of 75% to equities. The fund is Regulation 28 compliant and aims to outperform inflation plus 5% over rolling 7 year periods. International exposure is limited to 25% of the fund value (regulatory limitation). The fund consists of GTC specialist unit trust funds through segregated mandates with niche investment managers.

## Risk profile of the fund

Moderate to high risk

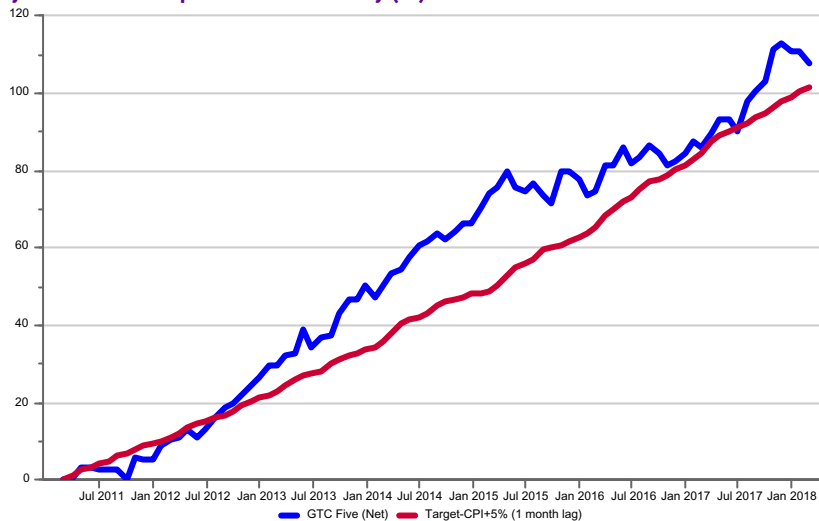
### Investment features:

Regulation 28 compliant  
Capital growth  
Multi asset classes  
Local and international exposure

### Fund facts:

Multi manager: GTC  
Investment managers: Coronation, Prudential, SEI, Prescient, Taquanta, 36One, Aluwani Capital, GTC and Sanlam.  
Management company: GTC Management Company  
Target return: CPI + 5% over 7 year rolling periods

## 7 year cumulative performance history (%)



## Performance (%)

|                              | 7 Years* | 5 Years* | 3 Years* | 1 Year | 6months | 3months |
|------------------------------|----------|----------|----------|--------|---------|---------|
| GTC Five'                    | 11.03    | 9.89     | 6.03     | 11.66  | 3.75    | -2.26   |
| Target-CPI+5% (1 month lag)^ | 10.56    | 10.46    | 10.69    | 9.27   | 4.17    | 2.06    |

\*Annualised

'The stated performance is after fees have been deducted

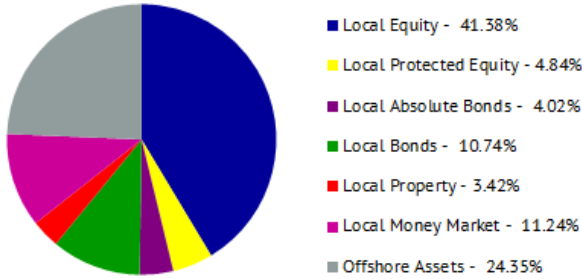
^Up until Dec 08 CPIX figures were used, from Jan 09 CPI figures are used

Prior to September 2015 performance based on back-tested manager allocation

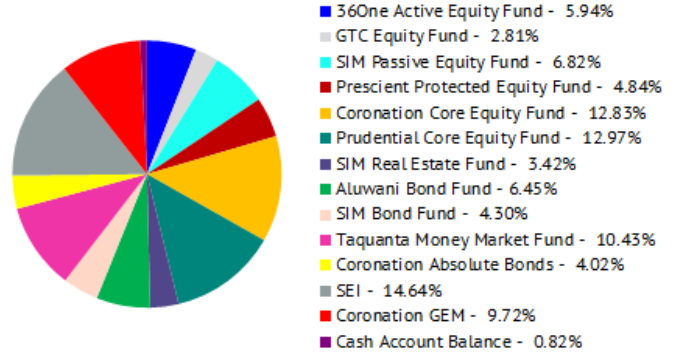
# GTC Balanced Wealth (GTC FIVE)

28 February 2018

## Asset class exposure



## Investment manager weighting

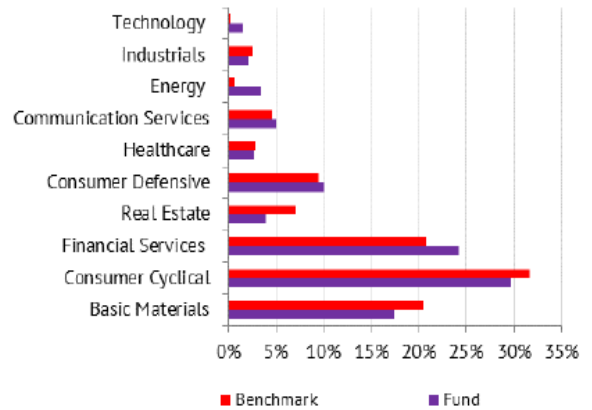


## Top 10 equity holdings (%)\*

|                              |              |
|------------------------------|--------------|
| Naspers Ltd                  | 16.25        |
| Standard Bank Group Ltd      | 5.20         |
| British American Tobacco PLC | 4.42         |
| Compagnie Fin Richemont      | 4.39         |
| BHP Billiton PLC             | 3.93         |
| MTN Group Ltd                | 3.88         |
| Anglo American PLC           | 3.85         |
| Old Mutual Plc               | 3.41         |
| Sasol Ltd                    | 3.34         |
| Firststrand Ltd              | 2.96         |
| <b>Total</b>                 | <b>51.63</b> |

\*updated quarterly

## Equity sector breakdown\*



\*updated quarterly

## Risk statistics (%) 7 Years:

|                      |      |
|----------------------|------|
| Tracking Error       | 2.36 |
| Portfolio Volatility | 6.20 |