

Secured Series - Option 1

December 2015

Risk Profile of the Fund

Low Risk

Please note that this document is meant for information purposes only and is not a fund fact sheet

Investment mandate and objective

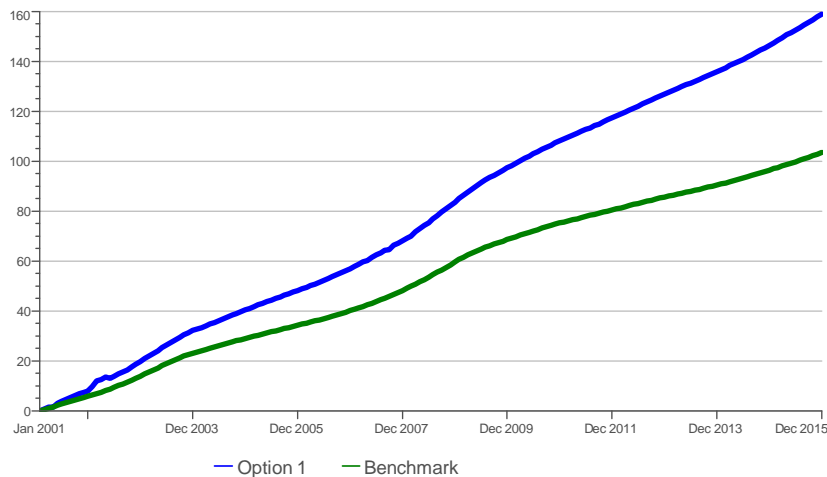
This portfolio is intended for those investors requiring a high after tax return, with extremely low risk, a high level of short-term liquidity and who do not wish to contractually commit their investment for any length of time. The return will be influenced by changes in short-term interest rates. The portfolio is benchmarked to achieve a net after tax return similar to 80% of the gross return of the average of money market unit trust.

Investment features: After tax returns
Low risk profile

Fund facts:

Manager: PSG Absolute Investments (Pty) Ltd
Inception date: January 01
Sector: Domestic Fixed Income - Money Market
Fund size: R8 860 531
Benchmark: 80% of Money Market as provided by PSG
Target Return: Returns in excess of 80% of Money Market returns as provided by PSG

Cumulative performance since inception (%)



Performance since inception (%)

	1 Year	2 Years*	3 Years*	4 Years*	5 Years*
Option 1	5.00	4.74	4.49	4.47	4.46
80% of Money Market returns**	3.58	3.36	3.10	3.04	3.03

**As provided by PSG

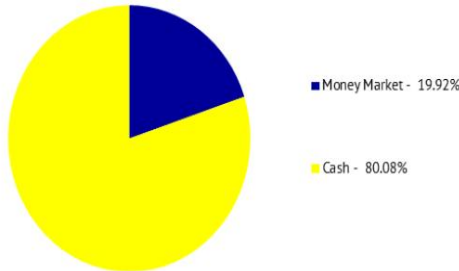
*Annualized

Disclaimer: GTC Management Company is a member of ASISA. Collective Investment Schemes in Securities are generally medium to long term investments. The value of participatory interests may go down as well as up. Past performance is not necessarily an indication of future performance. CIS are traded at ruling prices and can engage in borrowing and scrip lending. Different classes of units apply to these portfolios and are subject to different fees and charges. A schedule of fees and charges and maximum commissions is available on request from the Company. Commission and incentives may be paid and if so, would be included in the overall costs. Forward pricing is used. The manager may borrow up to 10% of the market value of the portfolio to bridge insufficient liquidity. Performance numbers calculated on a NAV to NAV basis and do not take initial fees into account. Income is re-invested on the re-investment date. Actual investment performance will differ based on the initial fees applicable, the actual investment date and the date of reinvestment of income. Dealing prices are calculated on a net asset value and auditor's fees, bank charges and trustee fees are levied against the portfolios. An Authorised Financial Services Provider. FSP731.

Secured Series - Option 1

December 2015

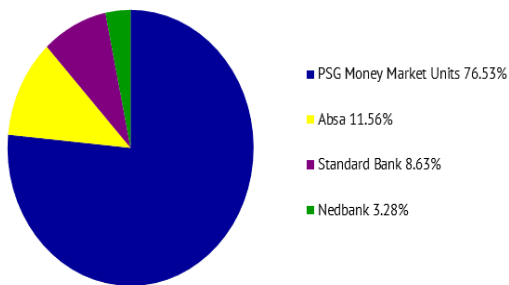
Asset class exposure (%)



Portfolio Comment

Yields in the bond market increased by 1.5% in December on the back of the musical chairs played at the Finance ministry with the market eventually closing down 6.7% in December and 6.4% over the quarter. Property fell 4.7% over the quarter (December -6.1%). The South African Reserve Bank MPC increased interest rates at their meeting in anticipation of the Fed increase. Expectations are that inflation will remain within the inflation targeted range, breaching in Q1 2016. The Rand ended 2015 down 10.5% for the quarter and 25.9% down for the year.

Issuer Exposure (%)



Disclaimer: GTC Management Company is a member of ASISA. Collective Investment Schemes in Securities are generally medium to long term investments. The value of participatory interests may go down as well as up. Past performance is not necessarily an indication of future performance. CIS are traded at ruling prices and can engage in borrowing and scrip lending. Different classes of units apply to these portfolios and are subject to different fees and charges. A schedule of fees and charges and maximum commissions is available on request from the Company. Commission and incentives may be paid and if so, would be included in the overall costs. Forward pricing is used. The manager may borrow up to 10% of the market value of the portfolio to bridge insufficient liquidity. Performance numbers calculated on a NAV to NAV basis and do not take initial fees into account. Income is re-invested on the re-investment date. Actual investment performance will differ based on the initial fees applicable, the actual investment date and the date of reinvestment of income. Dealing prices are calculated on a net asset value and auditor's fees, bank charges and trustee fees are levied against the portfolios. An Authorised Financial Services Provider. FSP731.