

GTC Shari'ah Fund

November 2015

Investment mandate and objective

The GTC Shari'ah Provident Fund is invested in the Oasis Crescent Balanced Progressive Fund of Funds. This is a prudential fund that invests in other funds to provide investors with an opportunity to hold a wide range of underlying asset classes within the ethical parameters of Shari'ah governed investments. These underlying asset classes comprise of domestic and international listed equities, property, long and short term Shari'ah income products and money market instruments. The Oasis Crescent Balanced Progressive Fund of Funds is managed in accordance with Regulation 28 of the Pension Funds Act 24 of 1956.

Investment features:

- Regulation 28 Compliant
- Shari'ah Compliant
- Capital growth
- Capital preservation
- Flexible asset allocation
- Local and international exposure

Risk Profile of the Fund

Moderate Risk

Fund facts:

Multi manager: GTC

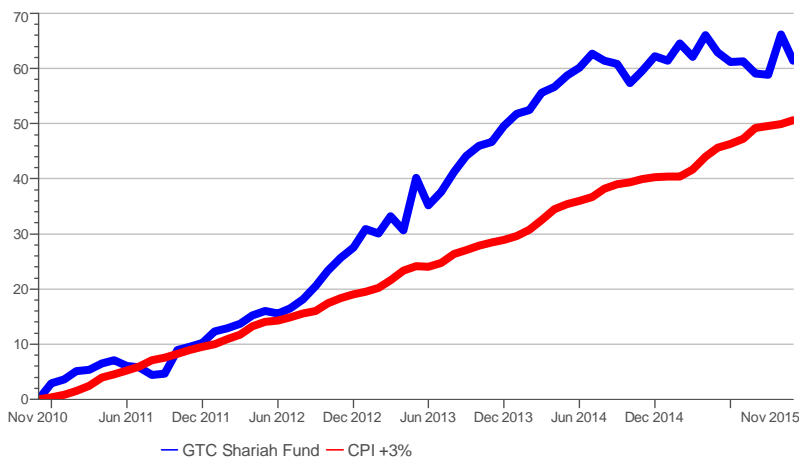
Investment manager: Oasis Crescent Management Company Ltd.

Inception date: 25 June 2012

Fund size: R6 033 523

Target return: CPI + 3%

5 year cumulative performance history (%)



Weighted Total Expense Ratio (WTER)

A Weighted Total Expense Ratio (WTER) is a measure of a portfolio's assets that are relinquished as operating expenses. The weighted total operating expenses are expressed as a percentage of the average value of the portfolio's underlying unit trusts held by the portfolio. Included in the WTER is the proportion of costs that are incurred by the performance component, fee at benchmark, trading costs (including brokerage, VAT, STT, STRATE and insider trading levy) and other expenses. These are disclosed separately as percentages of the net asset value. A higher WTER ratio does not necessarily imply a poor return, nor does a low WTER imply a good return. The current WTER cannot be regarded as an indication of future WTERs

WTER* 3.10%
WTERs shown include VAT

*as at June 2015

Performance history (%)

	1 Year	2 Years*	3 Years*	4 Years*	5 Years*
GTC Shari'ah Fund ¹	1.12	4.89	8.7	10.17	10.05
Target-CPI+3% (1month lag) ²	7.680	8.29	8.37	8.43	8.54

¹ The stated performance is after fees have been deducted

² Up until Dec 08 CPIX figures were used, from Jan 09 CPI figures are used

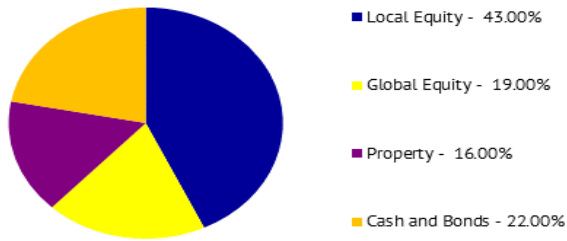
*Annualized

Disclaimer: GTC Management Company is a member of ASISA. Collective Investment Schemes in Securities are generally medium to long term investments. The value of participatory interests may go down as well as up. Past performance is not necessarily an indication of future performance. CIS are traded at ruling prices and can engage in borrowing and scrip lending. Different classes of units apply to these portfolios and are subject to different fees and charges. A schedule of fees and charges and maximum commissions is available on request from the Company. Commission and incentives may be paid and if so, would be included in the overall costs. Forward pricing is used. The manager may borrow up to 10% of the market value of the portfolio to bridge insufficient liquidity. Performance numbers calculated on a NAV to NAV basis and do not take initial fees into account. Income is re-invested on the re-investment date. Actual investment performance will differ based on the initial fees applicable, the actual investment date and the date of reinvestment of income. Dealing prices are calculated on a net asset value and auditor's fees, bank charges and trustee fees are levied against the portfolios. An Authorised Financial Services Provider. FSP731.

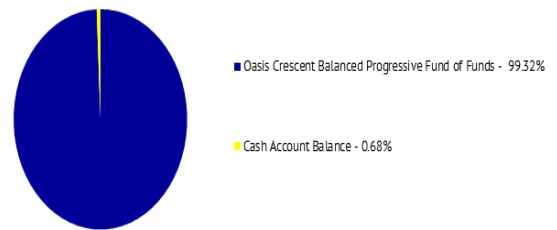
GTC Shari'ah Fund

November 2015

Asset class exposure in Oasis Portfolio



Investment manager weighting



Disclaimer: GTC Management Company is a member of ASISA. Collective Investment Schemes in Securities are generally medium to long term investments. The value of participatory interests may go down as well as up. Past performance is not necessarily an indication of future performance. CIS are traded at ruling prices and can engage in borrowing and scrip lending. Different classes of units apply to these portfolios and are subject to different fees and charges. A schedule of fees and charges and maximum commissions is available on request from the Company. Commission and incentives may be paid and if so, would be included in the overall costs. Forward pricing is used. The manager may borrow up to 10% of the market value of the portfolio to bridge insufficient liquidity. Performance numbers calculated on a NAV to NAV basis and do not take initial fees into account. Income is re-invested on the re-investment date. Actual investment performance will differ based on the initial fees applicable, the actual investment date and the date of reinvestment of income. Dealing prices are calculated on a net asset value and auditor's fees, bank charges and trustee fees are levied against the portfolios. An Authorised Financial Services Provider. FSP731.