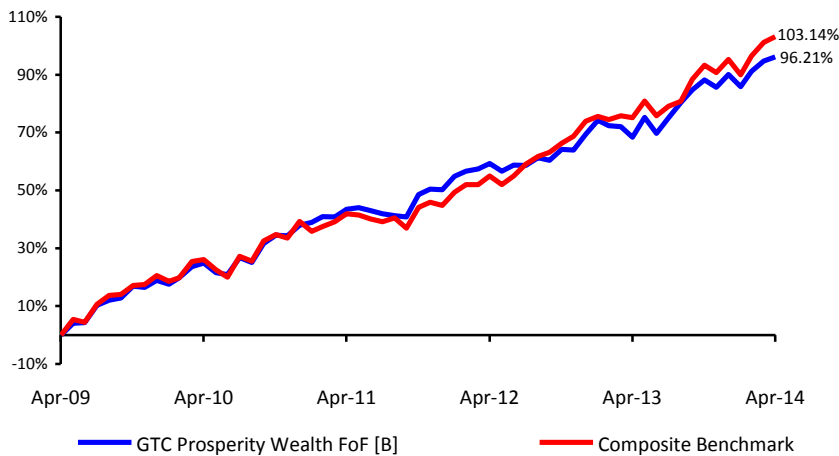
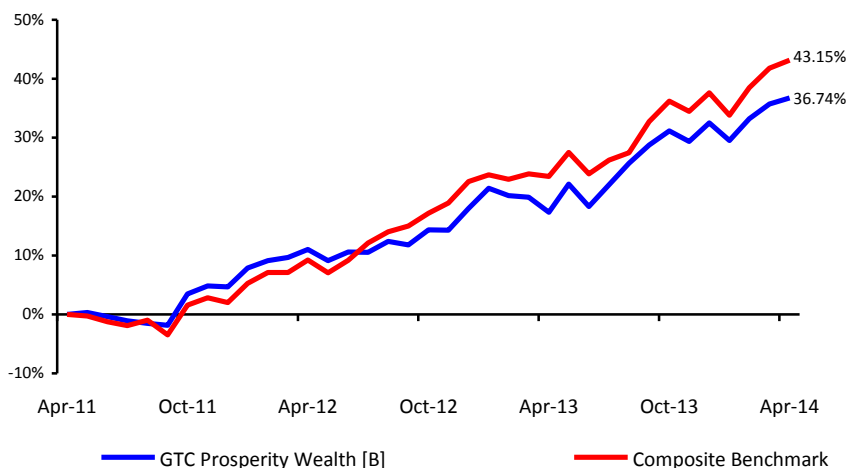


Investment mandate and objective

The objective of the fund is to deliver market related performances over a rolling 5 year period. The fund is multi-managed to add diversification of investment strategies and sources of returns. The fund is allowed to invest across all local asset classes. The fund has specific manager allocations for capital growth through value investment managers. The managers' use stock selection and fair value to determine fund exposure. The managers prefer concentrated stock exposures, to maximize investment returns.

Investment features: Regulation 28 Compliant
High Capital growth
Equity market correlation
Local market exposure

Risk Profile of the Fund**Moderate to High Risk****5 Year cumulative performance history (%)****3 Year cumulative performance history (%)****Fund Facts**

Multi manager:	GTC
Investment Managers:	Coronation, Prudential, Prescient
Inception date:	June 2012
Fund size:	R 491 125 769
Benchmark:	Composite Benchmark (62.50% FTSE/JSE Shareholder Weighted Index, 18.75% Cash and 18.75% Bonds)

Total expense ratio (TER)

A Total Expense Ratio (TER) is a measure of a portfolio's assets that are relinquished as operating expenses. The total operating expenses are expressed as a percentage of the average value of the portfolio. Included in the TER is the proportion of costs that are incurred by the performance component, fee at target, trading costs (including brokerage, VAT, STT, STRATE and insider trading levy) and other expenses. These are disclosed separately as percentages of the net asset value. A higher TER ratio does not necessarily imply a poor return, nor does a low TER imply a good return. The current TER cannot be regarded as an indication of future TERs.

WTER* 4.47%
WTERs shown include VAT

*as at December 2013

Contact Details

Grant Thornton Office Park
137 Daisy Street
Sandown
Johannesburg


Telephone: (011) 322 4752
Fax: (011) 322 4160
E-mail: info@gtc.co.za
Web: www.gtc.co.za

Disclaimer: GTC Management Company is a member of ASISA. Collective Investment Schemes in Securities are generally medium to long term investments. The value of participatory interests may go down as well as up. Past performance is not necessarily an indication of future performance. CIS are traded at ruling prices and can engage in borrowing and scrip lending. Different classes of units apply to these portfolios and are subject to different fees and charges. A schedule of fees and charges and maximum commissions is available on request from the Company. Commission and incentives may be paid and if so, would be included in the overall costs. Forward pricing is used. The manager may borrow up to 10% of the market value of the portfolio to bridge insufficient liquidity. Performance numbers calculated on a NAV to NAV basis and do not take initial fees into account. Income is re-invested on the re-investment date. Actual investment performance will differ based on the initial fees applicable, the actual investment date and the date of reinvestment of income. Dealing prices are calculated on a net asset value and auditor's fees, bank charges and trustee fees are levied against the portfolios. An Authorised Financial Services Provider. FSP731.

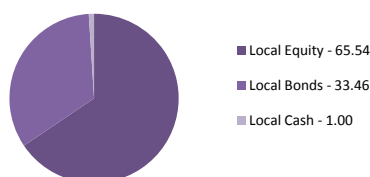
GTC

Formerly Grant Thornton Capital

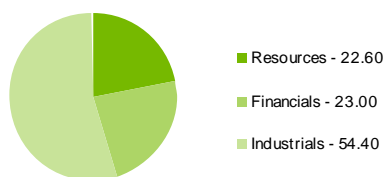
Investment manager weighting (%)



Asset class exposure (%)



Equity industry breakdown (%)



Performance history (%)

	1 Year	2 Year*	3 Year*	4 Year*	5 Year*
GTC Prosperity Wealth FoF Class A ¹	15.88	10.60	10.74	11.78	14.27
GTC Prosperity Wealth FoF Class B ¹	16.51	10.98	10.99	11.97	14.43
Composite Benchmark ²	15.96	14.47	12.70	12.66	15.23

* Annualised

² (62.50% FTSE/JSE SWIX, 18.75% Cash and 18.75% Bonds

*Performance before June 2012 based on actual manager return in constructed blend. Performance from 1 June 2012 reports NAV to NAV.

Fund statistic (%)

Tracking Error	3.73
Portfolio Volatility	7.11

Top 10 equity holdings (%)

	% of Equity
MTN GROUP	9.24
BRITISH AMERICAN TOBACCO	7.44
ANGLO	6.98
NASPERS-N-	6.73
SASOL	5.91
STANDARD BANK GP	5.40
SABMILLER PLC	3.35
MONDI PLC	3.13
FIRSTRAND	2.91
BHPBILL	2.70
TOTAL	53.79

Disclaimer: GTC Management Company is a member of ASISA. Collective Investment Schemes in Securities are generally medium to long term investments. The value of participatory interests may go down as well as up. Past performance is not necessarily an indication of future performance. CIS are traded at ruling prices and can engage in borrowing and scrip lending. Different classes of units apply to these portfolios and are subject to different fees and charges. A schedule of fees and charges and maximum commissions is available on request from the Company. Commission and incentives may be paid and if so, would be included in the overall costs. Forward pricing is used. The manager may borrow up to 10% of the market value of the portfolio to bridge insufficient liquidity. Performance numbers calculated on a NAV to NAV basis and do not take initial fees into account. Income is re-invested on the re-investment date. Actual investment performance will differ based on the initial fees applicable, the actual investment date and the date of reinvestment of income. Dealing prices are calculated on a net asset value and auditor's fees, bank charges and trustee fees are levied against the portfolios. An Authorised Financial Services Provider. FSP731.

GTC

Formerly Grant Thornton Capital