

GTC (Pty) Ltd

GTC EB Market Plus Fund

February 2014

Please note that this document is a **PROFORMA FUND FACT SHEET** meant only for information purposes and is not a fund fact sheet.

Risk Profile of the Fund

High Risk

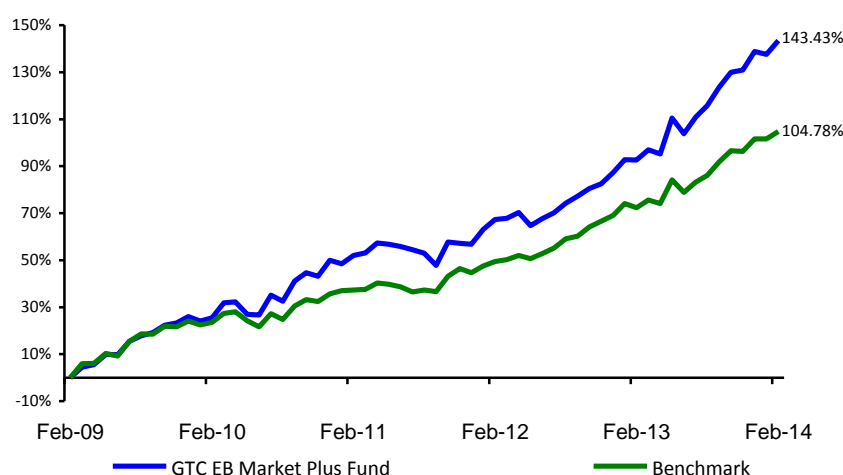
Investment mandate and objective

This portfolio has been designed for capital growth through direct market exposure. The portfolio has international exposure which offers diversification and a local currency hedge.

Investment features:

Balanced Fund
Regulation 28 Compliant
Maximum equity exposure
Local and international exposure

5 Year cumulative performance history (%)



Fund Facts

Multi manager: GTC
Investment manager: Prescient, Coronation, Prudential, SEI

Benchmark: Composite Benchmark (50% FTSE/JSE Shareholder Weighted Index, 17% ALBI, 8% SteFi, 25% International Equity)

Contact Details

Grant Thornton Office Park
137 Daisy Street
Sandown
Johannesburg

Telephone: (011) 322 4752
Fax: (011) 322 4610
E-mail: info@gtc.co.za
Web: www.gtc.co.za

Performance history (%)

	1 Year	2 Year*	3 Year*	4 Year*	5 Year*
GTC EB Market Plus Fund ¹	26.37	20.65	17.01	18.04	19.47
Composite Benchmark** ¹	18.89	17.07	14.25	13.46	15.41
FTSE/JSE SWIX ¹	20.15	19.48	16.90	17.53	22.74
ALBI ¹	-2.45	4.80	7.12	7.45	7.00
SteFi ¹	3.65	3.77	3.89	4.19	4.72
MSCI (R) ¹	42.29	33.42	22.96	18.08	17.31

* Annualised

** 50% FTSE/JSE SWIX 17% ALBI, 8% SteFi, 25% International Equity

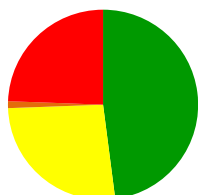
¹ The stated performance is before fees have been deducted

*Performance based on back-tested manager allocation.

GTC

Formerly Grant Thornton Capital

Asset class exposure (%)

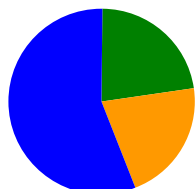


- Domestic Equity - 47.95
- Domestic Bonds - 26.46
- Domestic Cash - 1.17
- International Equity - 24.42

Top 10 equity holdings (%)

	% of Equity
NASPERS-N-	9.67
MTN GROUP	9.04
BRITISH AMERICAN TOBACCO	7.49
ANGLO	7.03
SASOL	5.97
STANDARD BANK GP	5.17
MONDI PLC	3.54
SABMILLER PLC	3.34
BHPBILL	2.74
FIRSTRAND	2.55
Total	56.53

Equity industry breakdown (%)



- Resources - 22.62
- Financials - 21.49
- Industrials - 55.89

Fund Statistics (%)

Tracking Error	2.29
Portfolio Volatility (equity portion only)	13.27