

Investment mandate and objective

This equity based portfolio incorporates core & satellite equity investment managers within a multi-manager solution that aims to outperform the FTSE/JSE Shareholders Weighted Index (SWIX). This combination of investment managers integrates risk management strategies to provide consistent returns with reduced volatility during all market conditions.

Risk profile of the fund

High risk

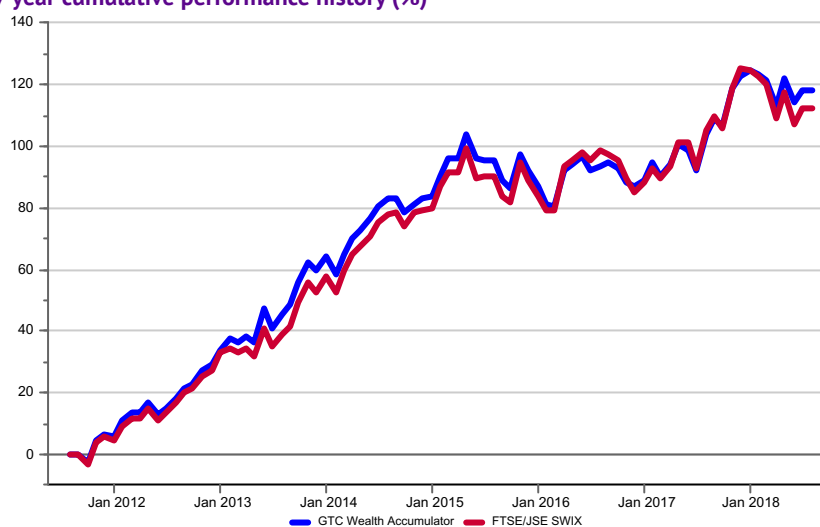
Investment features:

- Protected equity exposure
- Full equity exposure
- Local exposure only
- Manager allocations based on risk adjusted investment strategy

Fund facts:

Multi manager:	GTC
Investment managers:	Coronation, Prudential, Tiger Inc.1988, 36One,Prescient and Sanlam.
Management company:	GTC Management Company
Target return:	FTSE/JSE Shareholder Weighted Index

7 year cumulative performance history (%)



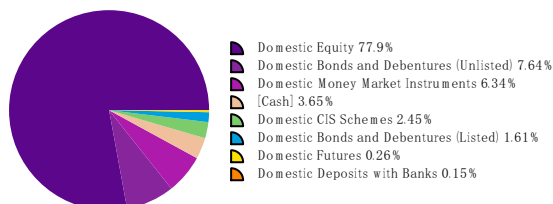
Performance (%)

	7 Years*	5 Years*	3 Years*	1 Year	6 Months	3 Months
GTC Wealth Accumulator	11.80	8.42	3.73	7.02	-2.41	-1.63
FTSE/JSE SWIX	11.36	8.80	3.78	3.56	-4.80	-2.40

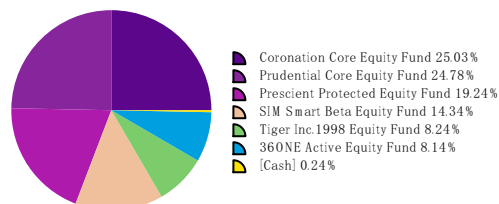
*Annualised

The stated performance is after fees have been deducted

Asset class exposure



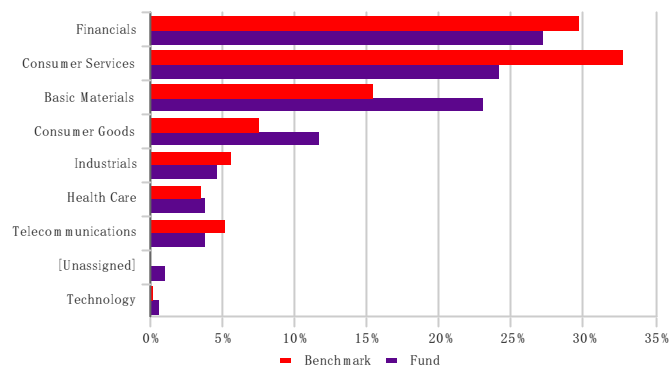
Investment manager weighting



Risk statistics (%): 7 Years Rolling

Tracking Error	2.14
Annualized Standard Deviation	9.83

Equity sector breakdown



Top 10 equity holdings (%)

Naspers Limited Class N	11.93
BHP Billiton Plc	4.20
Standard Bank Group Limited	4.18
Sasol Limited	3.85
Anglo American plc	3.65
British American Tobacco p.Lc.	3.48
Compagnie Financiere Richemont SA Depository...	3.46
MTN Group Limited	2.39
FirstRand Limited	2.37
Old Mutual Ltd.	2.16
Total	41.67