

## Investment mandate and objective

This equity based portfolio incorporates core & satellite equity investment managers within a multi-manager solution that aims to outperform the FTSE/JSE Shareholders Weighted Index (SWIX). This combination of investment managers integrates risk management strategies to provide consistent returns with reduced volatility during all market conditions.

## Risk profile of the fund

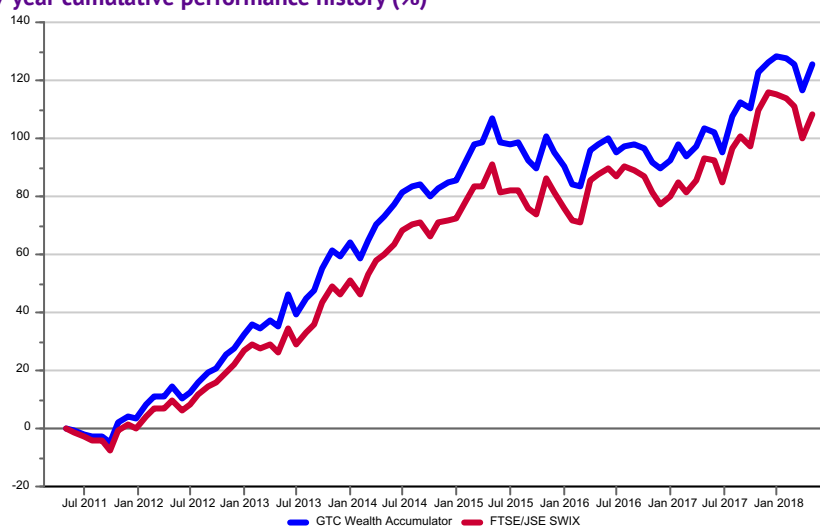
**High risk**

**Investment features:** Protected equity exposure  
Full equity exposure  
Local exposure only  
Manager allocations based on risk adjusted investment strategy

## Fund facts:

Multi manager: GTC  
Investment managers: Coronation, Prudential, GTC, 36One, Prescient and Sanlam.  
Management company: GTC Management Company  
Target return: FTSE/JSE Shareholder Weighted Index

## 7 year cumulative performance history (%)



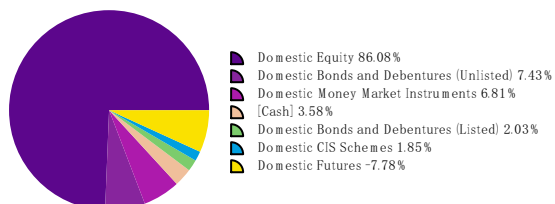
## Performance (%)

	7 Years*	5 Years*	3 Years*	1 Year	6 Months	3 Months
GTC Wealth Accumulator	12.35	10.80	2.93	10.72	1.42	-0.79
FTSE/JSE SWIX	11.08	10.49	2.95	8.07	-0.63	-2.43

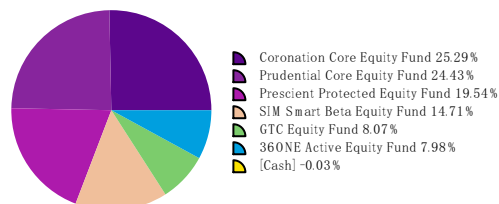
\*Annualised

The stated performance is after fees have been deducted

## Asset class exposure



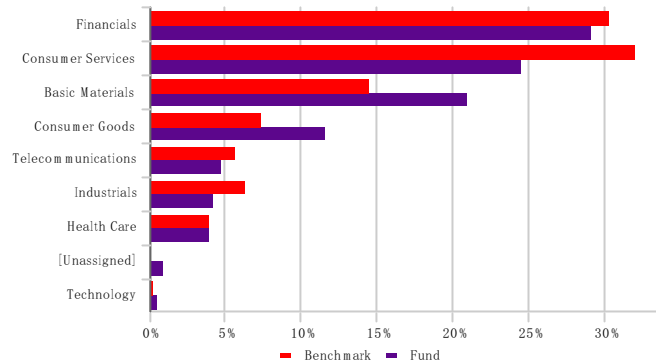
## Investment manager weighting



## Risk statistics (%): 7 Years Rolling

Tracking Error	2.11
Annualized Standard Deviation	9.77

## Equity sector breakdown



## Top 10 equity holdings (%)

Naspers Limited Class N	12.88
Standard Bank Group Limited	4.88
Compagnie Financiere Richemont SA Depository...	4.37
BHP Billiton Plc	4.13
Anglo American plc	3.78
Old Mutual plc	3.67
Sasol Limited	3.51
British American Tobacco p.Lc.	3.38
MTN Group Limited	3.22
FirstRand Limited	2.17
<b>Total</b>	<b>45.99</b>