

GTC Equity Fund

Minimum Disclosure Document

30 April 2016

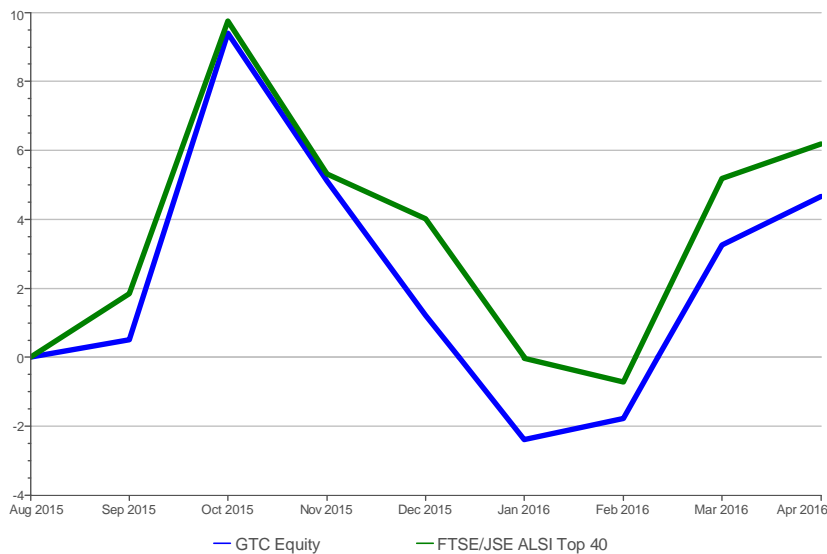
Investment mandate and objective

This portfolio invests in the top 60 companies listed on the South African Stock Exchange and top 40 derivative contracts in its aim to outperform the ALSI Top 40 index.

Risk Profile of the Fund
High Risk

Investment features: Full equity exposure

Cumulative performance since inception (%)



Fund facts:

Multi manager:	GTC
Fund classification:	SA General Equity
Investment managers:	GTC - Michael Bolus
Benchmark:	ALSI Top 40 index
Auditors:	KPMG Inc
Management company:	GTC Management Company
Administrators:	Global Independent Administrators
Inception date:	25 July 2015
Trustee:	Societe General
Fund size:	R96 557 556
Target return:	ALSI Top 40 index
Income declarations:	28 February & 31 August
Income distribution:	Third day of the following month
Value distributed:	September 2015: 0.000 March 2016: 0.051674
NAV & dealing prices:	Class D: R0.896038
Valuation:	Priced a day in arrears

	3 months	6 months	Analysis Period*
GTC Equity	7.22	-4.33	4.66
ALSI Top 40 index	6.22	-3.23	6.20

*Annualised

*Stated performance is after fees have been deducted

Total Investment Charges

as at 31 December 2015
Class D:

Total Expense Ratio (TER)	0.54%
Weighted TER portion of underlying	0.54%
Performance Fees	0.00%
Transaction Costs (TC)	0.00%
Total Investment Charges (TIC)	0.54%

TER: expenses relating to the administration of the Financial Product. A higher TER ratio does not necessarily imply a poor return, nor does a low TER imply a good return. The current TER may not be necessarily an accurate indication of future TERs.

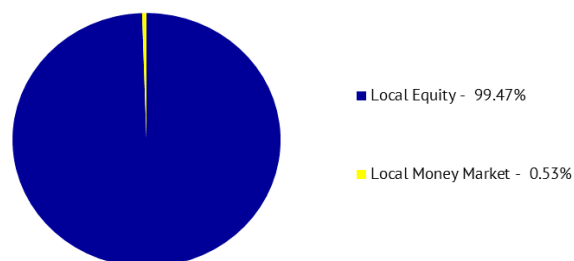
TC: Costs relating to the buying and selling of the assets underlying the Financial Product.

TIC: Transaction costs are a necessary cost in administering the Financial Product returns. It should be considered in isolation as returns may be impacted by many other factors over time including market returns, the type of Financial Product, the investment decisions of the investment manager and the TER.

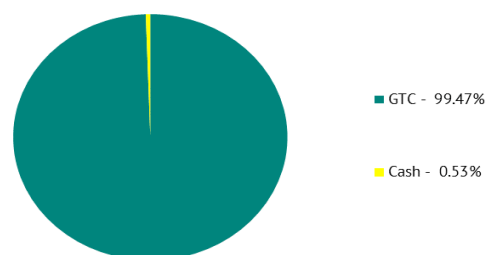
GTC Equity Fund Minimum Disclosure Document

30 April 2016

Asset class exposure (%)



Investment Manager Weighting (%)



Top 10 equity holdings (%)

Naspers	15.57
SABMiller	9.76
Steinhoff International Holdings	6.64
BHP Billiton	6.58
Compagnie Financiere Richemont	5.42
Gold Fields Ltd	5.23
Harmony Gold Mining Co Ltd	3.85
Mondi Ltd	3.67
Aspen Pharmacare Holdings	3.41
British American Tobacco PLC	2.90
Total	63.04

Portfolio quarterly commentary

The All Share Index was up 3.9% over the quarter with Resources (13.2%) and Financials (6.2%) leading the risk on charge while Industrials ended marginally down (-0.4%). Property returned 10.1% and cash 1.7%.

GTC Equity Fund

Minimum Disclosure Document

30 April 2016



Contact Us

Managers: GTC

GTC @Grant Thornton, The Wanderers Office Park, 52 Corlett Drive, Illovo
Telephone: (010) 597 6800
E-mail: info@gtc.co.za, web: www.gtc.co.za

Administrators: Global Independent Administrators

1st Floor, Suite 7, Building B, Hurlingham Office Park, 59 Woodlands Avenue,
Hurlingham Manor, Sandton
Tel: 010 594 2124

Trustees: Société Générale

160 Jan Smuts Avenue, 2nd floor, Rosebank, Johannesburg, 2096
Tel: 011 448 8800

Disclaimer

This is a minimum disclosure document. Collective Investment Schemes are generally medium to long term investments. The value of participatory interests may go down as well as up. The manager does not provide any guarantee either with respect to the capital or the return of a portfolio. Past performance is not necessarily an indication of future performance. CIS's are traded at ruling prices and can engage in borrowing and scrip lending. Different classes of units apply to these portfolios and are subject to different fees and charges. A schedule of fees and charges and maximum commissions is available on request from the manager. The manager has a right to close portfolios to new investors in order to manage them more efficiently in accordance with their mandates. Commission and incentives may be paid and if so, will be included in overall costs. Forward pricing is used. The manager may borrow up to 10% of the market value of the portfolio to bridge insufficient liquidity. Income is re-invested on the re-investment date. Actual investment performance will differ based on the initial fees applicable, the actual investment date and the date of reinvestment of income. Dealing prices are calculated on a net asset value and auditor's fees, bank charges and trustee fees are levied against the portfolios. Performance is calculated for the portfolio as well as that the individual investor. Income distributions are included in the performance calculations prior to deduction of applicable taxes. Performance numbers and graphs are sourced from GTC Management Company. Performance may differ as a result of initial fees, the actual investment date, the date of reinvestment and dividend withholding tax. The investment performance is for illustrative purposes only. The investment performance is calculated after taking the actual initial fees and all ongoing fees into account. The reinvestment of income is calculated on the actual amount distributed per participatory interest by using the ex-dividend date NAV price of the applicable class of the portfolio, irrespective of the actual reinvestment date. Risk profile of the fund ranges from low risk to high risk with a low risk potentially associated with lower rewards and a high risk with potentially higher rewards. Foreign securities may be included in the portfolio from time to time and as such may result in the following: (a) potential constraints on liquidity and the repatriation of funds; (b) macroeconomic risks; (c) political risks; (d) foreign exchange risks; (e) tax risks; (f) settlement risks; and (g) potential limitations on the availability of market information. The daily cut off time is 14:00 for trades and the valuation point is 17:00. Prices are published on Finswitch by 10:00 daily. GTC Management is an Authorised Financial Services Provider (FSP731). GTC is also a member of ASISA. One can also obtain additional information on GTC products on the GTC website and all price related queries or information is readily available on request.