

# Conservative Absolute Growth Fund

December 2015

Please note that this document is meant for information purposes only and is not a fund fact sheet

Risk Profile of the Fund  
Moderate Risk

## Investment mandate and objective

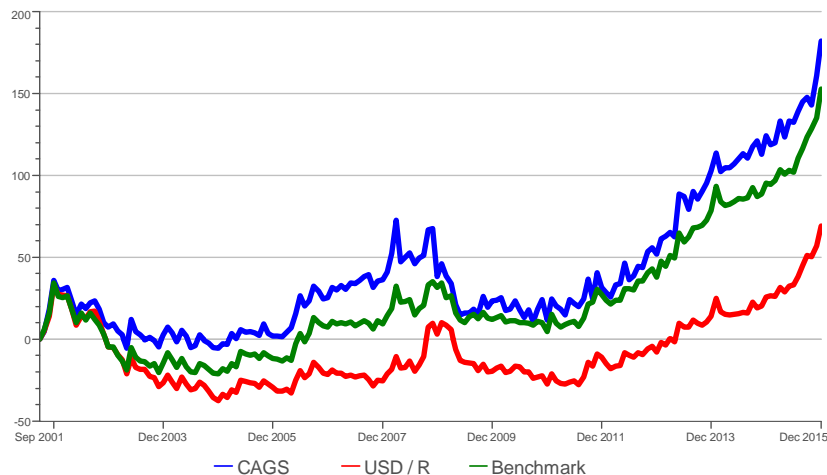
The Rand-based international conservative balanced fund comprises diversified asset classes and investment strategies, with a low to medium exposure to equities and absolute return managers. The fund aims to outperform US CPI plus 3% over rolling 3 year periods. The fund is priced in South African Rand.

**Investment features:**  
 Rand based international exposure  
 Multiple asset class exposure  
 Diversified investment strategy

## Fund facts:

**Manager:** Coronation International  
**Inception date:** September 01  
**Benchmark:** Composite Benchmark consists of 35% MSCI World Index [\$], 45% Citigroup World Government Bond Index [\$], 20% US T-Bills[\$]  
**Target return:** US CPI + 3% over 3 year rolling periods.

## Cumulative performance since inception (%)



\* All performances shown are one month in arrears

## Performance since inception (%)

	3 Months	6 Months	1 Year	2 Years*	3 Years*	4 Years*	5 Years*	Since Inception
CAGS Fund <sup>1</sup>	13.87	21.41	25.83	17.99	22.95	21.00	20.38	7.55
Benchmark <sup>2</sup>	12.95	25.04	29.36	18.91	22.32	18.64	19.30	6.72
US CPI + 3% <sup>1</sup>	12.98	30.14	38.55	26.34	27.11	22.63	24.05	9.17
ZAR/USD <sup>1</sup>	11.87	27.18	34.35	21.80	22.38	17.46	18.50	3.75

<sup>1</sup> The stated performance is after fees have been deducted

<sup>2</sup> Composite Benchmark came into use on 1 Oct 09 and consists of 35% MSCI World Index[\$], 45% Citigroup World Government Bond Index[\$], 20% US T-Bills[\$], prior to 1 Oct 09 the benchmark used was US T-Bills x2

The composite benchmark has been adjusted for fees

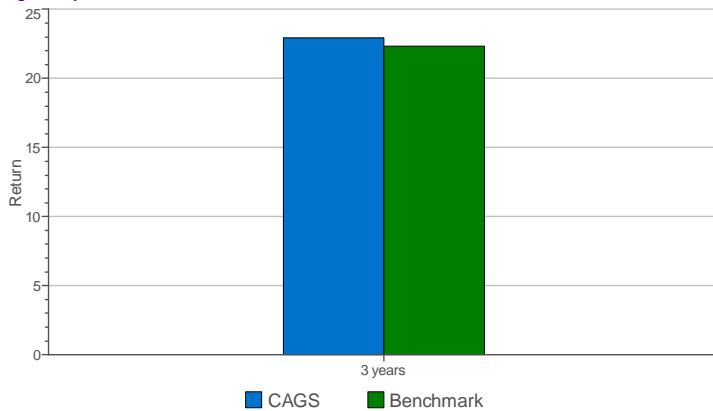
\*Annualized

Disclaimer: GTC Management Company is a member of ASISA. Collective Investment Schemes in Securities are generally medium to long term investments. The value of participatory interests may go down as well as up. Past performance is not necessarily an indication of future performance. CIS are traded at ruling prices and can engage in borrowing and scrip lending. Different classes of units apply to these portfolios and are subject to different fees and charges. A schedule of fees and charges and maximum commissions is available on request from the Company. Commission and incentives may be paid and if so, would be included in the overall costs. Forward pricing is used. The manager may borrow up to 10% of the market value of the portfolio to bridge insufficient liquidity. Performance numbers calculated on a NAV to NAV basis and do not take initial fees into account. Income is re-invested on the re-investment date. Actual investment performance will differ based on the initial fees applicable, the actual investment date and the date of reinvestment of income. Dealing prices are calculated on a net asset value and auditor's fees, bank charges and trustee fees are levied against the portfolios. An Authorised Financial Services Provider. FSP731.

# Conservative Absolute Growth Fund

December 2015

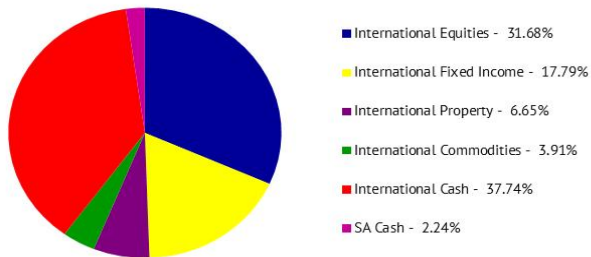
## 3 year performance (%)



## Top 10 holdings (%)

American Express Co
Blackstone Group
Comcast Corp
Coronation Global Emerging Market Fund
Cromwell Property
Dollar General Corp
Google Inc
SABMiller PLC
Time Warner Cable
Vonovia Se

## Strategy allocation as at 31 December 2015



## Portfolio Comment

Global markets rallied over the quarter, returning 5.1% (USD) led by Japan (9.4%) and the US (6.8%). This however, masked a volatile December month as the Fed kicked off their long awaited interest rate hiking cycle, raising rates by 25bps and China publishing disappointing data leading to volatility especially in emerging markets. The MSCI Emerging Markets index ended marginally up (0.3%) for the quarter having retracted by 2.5% in December. For the 2015 year, Emerging Markets fell 17% and are at levels last seen in 2005.

Disclaimer: GTC Management Company is a member of ASISA. Collective Investment Schemes in Securities are generally medium to long term investments. The value of participatory interests may go down as well as up. Past performance is not necessarily an indication of future performance. CIS are traded at ruling prices and can engage in borrowing and scrip lending. Different classes of units apply to these portfolios and are subject to different fees and charges. A schedule of fees and charges and maximum commissions is available on request from the Company. Commission and incentives may be paid and if so, would be included in the overall costs. Forward pricing is used. The manager may borrow up to 10% of the market value of the portfolio to bridge insufficient liquidity. Performance numbers calculated on a NAV to NAV basis and do not take initial fees into account. Income is re-invested on the re-investment date. Actual investment performance will differ based on the initial fees applicable, the actual investment date and the date of reinvestment of income. Dealing prices are calculated on a net asset value and auditor's fees, bank charges and trustee fees are levied against the portfolios. An Authorised Financial Services Provider. FSP731.