

# Global Conservative Absolute Growth Fund

28 February 2015



Please note that this document is meant for information purposes only and is not a fund fact sheet

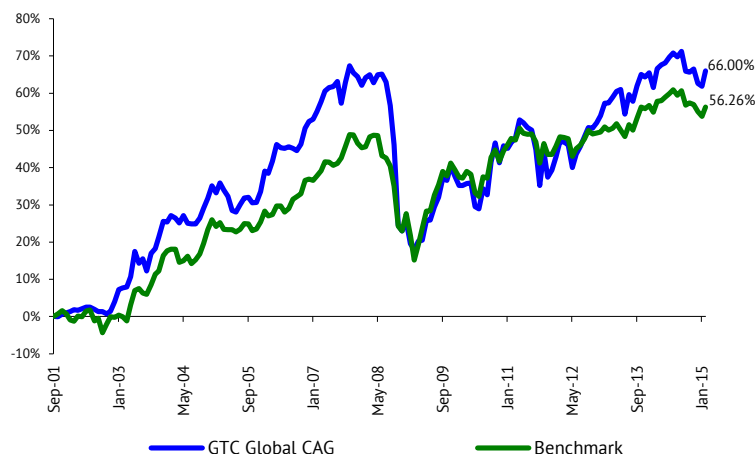
**Risk Profile of the Fund**  
Moderate Risk

## Investment mandate and objective

The USD based international conservative balanced fund comprises diversified asset classes and investment strategies, with a low to medium exposure to equities and absolute return managers. The fund includes multiple specialized managers, through various geographic locations, which culminate in a low to medium risk fund. The fund aims to achieve an absolute return of cash plus 3%, over rolling 3 year periods. The fund is priced in USD.

**Investment features:**  
 USD based international exposure  
 Multiple asset class exposure  
 Diversified investment strategies

## Cumulative performance since inception (%)



## Fund Facts

Manager: Coronation International  
 Inception date: September '01  
 Benchmark: Composite Benchmark consists of 35% MSCI World Index [\$], 45% Citigroup World Government Bond Index [\$], 20% US T-Bills[\$]  
 Absolute target return: The absolute return target on this fund is to attain growth in excess of 6.5% per year

\* All performances shown are one month in arrears

## Performance since inception (%)

	3 Month	6 Month	1 Year	2 Year*	3 Year*	5 Year*	Since Inception
GCAGs Fund (\$)	-0.31	-3.07	-0.34	2.70	4.13	4.19	3.87
Benchmark**	-0.43	-2.74	-1.00	2.03	1.76	2.64	3.16
Absolute Target Return <sup>1</sup>	1.59	3.20	6.50	6.50	6.50	6.50	6.50

\*Annualised

\*\*Composite Benchmark came into use on 1 Oct 09 and consists of 35% MSCI World Index[\$], 45% Citigroup World Government Bond Index[\$], 20% US T-Bills[\$], prior to 1 Oct 09 the benchmark used was US T-Bills x2

<sup>1</sup> The absolute return target on this fund is to attain growth in excess of 6.5% per year

All performances shown are one month in arrears

The composite benchmark has been adjusted for fees.

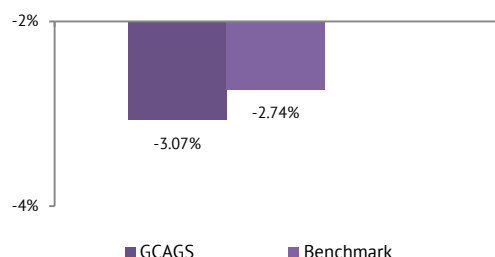
Disclaimer: GTC Management Company is a member of ASISA. Collective Investment Schemes in Securities are generally medium to long term investments. The value of participatory interests may go down as well as up. Past performance is not necessarily an indication of future performance. CIS are traded at ruling prices and can engage in borrowing and scrip lending. Different classes of units apply to these portfolios and are subject to different fees and charges. A schedule of fees and charges and maximum commissions is available on request from the Company. Commission and incentives may be paid and if so, would be included in the overall costs. Forward pricing is used. The manager may borrow up to 10% of the market value of the portfolio to bridge insufficient liquidity. Performance numbers calculated on a NAV to NAV basis and do not take initial fees into account. Income is re-invested on the re-investment date. Actual investment performance will differ based on the initial fees applicable, the actual investment date and the date of reinvestment of income. Dealing prices are calculated on a net asset value and auditor's fees, bank charges and trustee fees are levied against the portfolios. An Authorised Financial Services Provider. FSP731

# Global Conservative Absolute Growth Fund

28 February 2015



## 6 month performances (%)

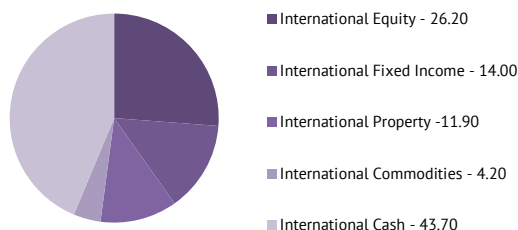


## Top 10 equity holdings (%)

As at 31 December 2014

Apollo Global Management
Blackstone Group
Comcast Corporation
Discovery Communications
eBay Inc
Fortress Investment Group
KKR & Co
Porsche Automobil
Tata Motors
Twenty-First Century Fox

## Strategy allocation as at 28 February 2015



## Portfolio comment

Volatility was the hallmark of global markets during the month of December driven by continued low interest rate policies as well as a rapidly falling oil price. This was evidenced by the fluctuations in the S&P 500 which declined almost 5% mid-month to rebound strongly at month end to close just below record highs. This sudden rebound was occasioned by a statement from the Federal Reserve Open Market Committee (FOMC) that they would be "patient" with regard to the normalisation of monetary policy. Stock market volatility as measured by the VIX, which measures market expectation of near term volatility, rose to an intra-month high of 23.57. The MSCI World gained 1.1% USD over the quarter driven almost exclusively by the US (4.81%), with Europe and Japan falling 4.30% and 2.40% respectively. 2014 has seen the US dollar gaining against all global currencies with both the Yen and the Euro losing more than 12% against the rampant greenback. Coupled with falling commodity prices, notably oil, markets were notably volatile with a wide dispersion in market returns.

Fixed income markets fared little better, with the Citigroup Global Bond Index showing a 2.15% deduction over the quarter ending the year in negative territory.

The fund had a disappointing quarter with exposure to EM markets detracting. It should be highlighted that investment decisions within the fund are based on long term prospects and earnings streams of individual companies as opposed to any short term macroeconomic outlook or individual company prospects. The fund remains defensively positioned with the anticipation of continued volatility.

Disclaimer: GTC Management Company is a member of ASISA. Collective Investment Schemes in Securities are generally medium to long term investments. The value of participatory interests may go down as well as up. Past performance is not necessarily an indication of future performance. CIS are traded at ruling prices and can engage in borrowing and scrip lending. Different classes of units apply to these portfolios and are subject to different fees and charges. A schedule of fees and charges and maximum commissions is available on request from the Company. Commission and incentives may be paid and if so, would be included in the overall costs. Forward pricing is used. The manager may borrow up to 10% of the market value of the portfolio to bridge insufficient liquidity. Performance numbers calculated on a NAV to NAV basis and do not take initial fees into account. Income is re-invested on the re-investment date. Actual investment performance will differ based on the initial fees applicable, the actual investment date and the date of reinvestment of income. Dealing prices are calculated on a net asset value and auditor's fees, bank charges and trustee fees are levied against the portfolios. An Authorised Financial Services Provider. FSP731