

EB Defensive Fund

31 May 2015

Investment Mandate and Objective

The primary objective of the EB Defensive Fund is to preserve capital, maintain liquidity and generate a high level of income. The objective of the fund is to achieve a competitive return on capital in excess of the fund's benchmark. The fund will actively invest in a variety of South African money market, bond, fixed interest and similar instruments. A range of investments in premium quality financial instruments and institutions moderates risk through diversification. The fund aims to outperform traditional savings vehicles such as income and bond funds.

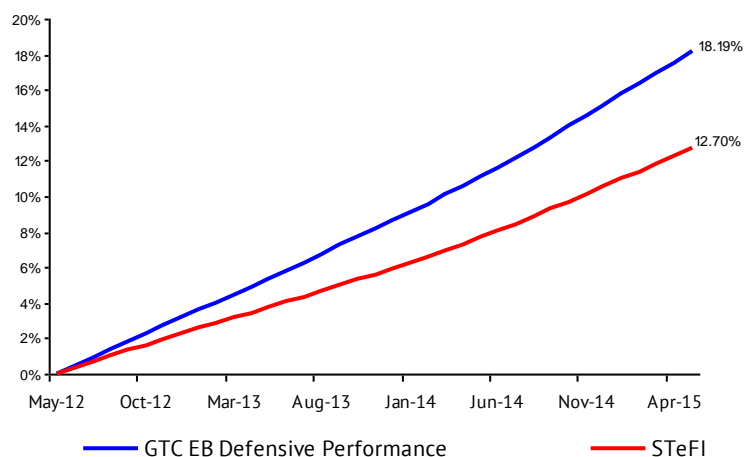
Risk Profile of the Fund

Low Risk

Investment features:

Regulation 28 Compliant
Flexible asset allocation

Since Inception: Cumulative performance history (%)



Fund Facts

Multi Manager:	GTC
Investment Manager:	Mazi Capital
Inception Date:	May '12
Fund Size:	R 2 536 618
Benchmark:	STeFi

Performance history (%)

	1 Month	3 Months	6 Months	1 Years	2 Years*
EB Defensive Fund ¹	0.54	1.62	3.22	6.37	5.93
STeFi ¹	0.40	1.20	2.35	4.66	4.22

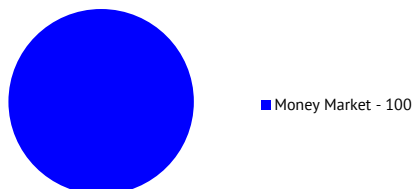
¹ The stated performance is after fees have been deducted

*Annualized

EB Defensive Fund

31 May 2015

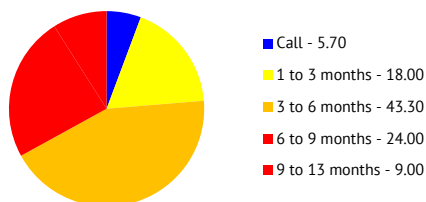
Asset class exposure (%)



Holdings (%)

	(%)
ABSA	9.40
FirstRand	24.60
Nedbank	23.40
Standard Bank	3.40
Transnet	1.60
Bidvest	1.70

Maturity Structure (%)



Disclaimer: GTC Management Company is a member of ASISA. Collective Investment Schemes in Securities are generally medium to long term investments. The value of participatory interests may go down as well as up. Past performance is not necessarily an indication of future performance. CIS are traded at ruling prices and can engage in borrowing and scrip lending. Different classes of units apply to these portfolios and are subject to different fees and charges. A schedule of fees and charges and maximum commissions is available on request from the Company. Commission and incentives may be paid and if so, would be included in the overall costs. Forward pricing is used. The manager may borrow up to 10% of the market value of the portfolio to bridge insufficient liquidity. Performance numbers calculated on a NAV to NAV basis and do not take initial fees into account. Income is re-invested on the re-investment date. Actual investment performance will differ based on the initial fees applicable, the actual investment date and the date of reinvestment of income. Dealing prices are calculated on a net asset value and auditor's fees, bank charges and trustee fees are levied against the portfolios. An Authorised Financial Services Provider. FSP731